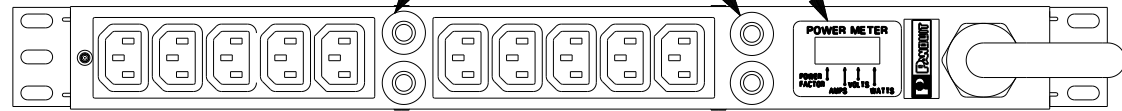



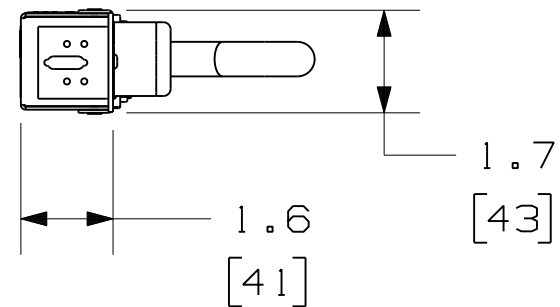
PANDUIT P/N	WEIGHT
HB1B1L4BT10M1	6 lb (2.7 kg)

POWER METER  
- AMPS, VOLTS, WATTS  
& POWER FACTOR  
(SEE NOTE 4)

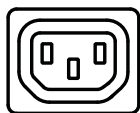


19.0 [483]

18.2 [462] REF



PLUG  
30 AMP, 250V  
TWIST-LOCK  
NEMA L6-30P



TEN (10)  
RECEPTACLES  
15 AMP, 250V  
STRAIGHT BLADE  
IEC 60320/C13

01A	9-13-12	PIP	MRWA	RELEASED TO PRODUCTION	09V098YQ				
REV	DATE	BY	CHK	DESCRIPTION	ECN - R	CUST	SUP	OTH	

MODEL FILENAME		09V098YQ/01.PRT													
CAD FILENAME/LAYERS		09V098YQ_DS/01A.PRT													
<div>PANDUIT CORP    TINLEY PARK, ILLINOIS</div>															
<div>HORIZONTAL, (10) C13 MONITORED 208V / 30A / SINGLE PHASE POU CUSTOMER DRAWING</div>															
<div>UNLESS OTHERWISE SPECIFIED, DIMENSIONAL TOLERANCES ARE: <table><tr><td>INCHES</td><td>[METRIC - MILLIMETER]</td><td>ANGLE</td></tr><tr><td>X.X    +/- 0.03</td><td>X.    +/- 0.8</td><td></td></tr><tr><td>X.XX   +/- 0.015</td><td>X.X   +/- 0.4</td><td>+/- 1°</td></tr><tr><td>X.XXX +/- 0.005</td><td>X.XX +/- 0.13</td><td></td></tr></table></div>		INCHES	[METRIC - MILLIMETER]	ANGLE	X.X    +/- 0.03	X.    +/- 0.8		X.XX   +/- 0.015	X.X   +/- 0.4	+/- 1°	X.XXX +/- 0.005	X.XX +/- 0.13		<div>UNLESS OTHERWISE SPECIFIED, ALL DIMENSIONS ARE GIVEN IN INCHES, THIRD ANGLE PROJECTION</div>	
INCHES	[METRIC - MILLIMETER]	ANGLE													
X.X    +/- 0.03	X.    +/- 0.8														
X.XX   +/- 0.015	X.X   +/- 0.4	+/- 1°													
X.XXX +/- 0.005	X.XX +/- 0.13														
<div>DRAWN BY PIP</div>		<div>SCALE NONE</div>													
<div>DATE 9-13-12</div>		<div>DRAWING NO. 09V098YQ</div>													
<div>CHK'D MRWA</div>		<div>DWG B</div> <div>SIZE</div>													

1. IDENTIFICATION: HORIZONTAL, (10) C13 MONITORED  
208V / 30A / SINGLE PHASE POU

<u>PART NO.</u>	<u>COLOR</u>
HB1B1L4BT10M1	BLACK

(4) #10-32 x 1/2" MOUNTING SCREWS  
(4) #12-24 x 1/2" MOUNTING SCREWS

4. POWER METER - RED, 4-DIGIT LED CONTINUOUSLY SCROLLS THROUGH THE POWER FACTOR, AMPS, VOLTS (RMS), AND REAL POWER IN WATTS (RMS).

6. RoHS COMPLIANT.

7. VISIT OUR ON-LINE CATALOG AT [WWW.PANDUIT.COM](http://WWW.PANDUIT.COM) FOR A CURRENT LIST OF PRODUCTS APPLICABLE FOR USE WITH THIS PART.

8. DIMENSIONS IN PARENTHESES ARE METRIC (mm).

9. MAXIMUM AVAILABLE INPUT POWER = 5.0 kW

10. INSTALLATION SHALL COMPLY WITH ALL APPLICABLE NATIONAL, STATE, AND LOCAL CODES.

# Mouser Electronics

Authorized Distributor

Click to View Pricing, Inventory, Delivery & Lifecycle Information:

Panduit:

[HB1B1L4BT10M1](#)