


ZB4BZ101

single contact block with body/fixing collar 1NO
screw clamp terminal



Main

Range of product	Harmony XB4
Product or component type	Complete body/contact assembly
Device short name	ZB4
Fixing collar material	Zamak
Sale per indivisible quantity	1
Contacts type and composition	1 NO
Contacts operation	Slow-break
Contact block type	Single
Additional information	With body/fixing collar
Contacts usage	Standard contacts
Connections - terminals	Screw clamp terminals : $\geq 1 \times 0.22 \text{ mm}^2$ without cable end conforming to EN 60947-1 Screw clamp terminals : $\leq 2 \times 1.5 \text{ mm}^2$ with cable end conforming to EN 60947-1

Complementary

Product weight	0.053 kg
Positive opening	Without positive opening
Operating travel	2.6 mm (NO changing electrical state) 4.3 mm (total travel)
Operating force	2.3 N (NO changing electrical state)
Operating torque	0.05 N.m (NO changing electrical state)
Mechanical durability	5000000 cycles
Tightening torque	0.8...1.2 N.m conforming to EN 60947-1
Shape of screw head	Cross head compatible with pozidriv No 1 screwdriver Cross head compatible with Philips no 1 screwdriver Slotted head compatible with flat Ø 4 mm screwdriver Slotted head compatible with flat Ø 5.5 mm screwdriver
Contacts material	Silver alloy (Ag/Ni)
Short circuit protection	10 A cartridge fuse type gG conforming to EN/IEC 60947-5-1
[I _{th}] conventional free air thermal current	10 A conforming to EN/IEC 60947-5-1
[U _i] rated insulation voltage	600 V (degree of pollution: 3) conforming to EN 60947-1
[U _{imp}] rated impulse withstand voltage	6 kV conforming to EN 60947-1
[I _e] rated operational current	0.1 A at 600 V , DC-13 , Q600 conforming to EN/IEC 60947-5-1 0.27 A at 250 V , DC-13 , Q600 conforming to EN/IEC 60947-5-1 0.55 A at 125 V , DC-13 , Q600 conforming to EN/IEC 60947-5-1 1.2 A at 600 V , AC-15 , A600 conforming to EN/IEC 60947-5-1 3 A at 240 V , AC-15 , A600 conforming to EN/IEC 60947-5-1 6 A at 120 V , AC-15 , A600 conforming to EN/IEC 60947-5-1
Electrical durability	1000000 cycles , AC-15 , 4 A at 24 V , operating rate: 3600 cyc/h , load factor: 0.5 conforming to EN/IEC 60947-5-1 appendix C 1000000 cycles , AC-15 , 3 A at 120 V , operating rate: 3600 cyc/h , load factor: 0.5 conforming to EN/IEC 60947-5-1 appendix C 1000000 cycles , AC-15 , 2 A at 230 V , operating rate: 3600 cyc/h , load factor: 0.5 conforming to EN/IEC 60947-5-1 appendix C 1000000 cycles , DC-13 , 0.5 A at 24 V , operating rate: 3600 cyc/h , load factor: 0.5 conforming to EN/IEC 60947-5-1 appendix C 1000000 cycles , DC-13 , 0.2 A at 110 V , operating rate: 3600 cyc/h , load factor: 0.5 conforming to EN/IEC 60947-5-1 appendix C
Electrical reliability IEC 60947-5-4	$\Lambda < 10\text{exp}(-6)$ at 5 V , 1 mA in clean environment conforming to EN/IEC 60947-5-4 $\Lambda < 10\text{exp}(-8)$ at 17 V , 5 mA in clean environment conforming to EN/IEC 60947-5-4

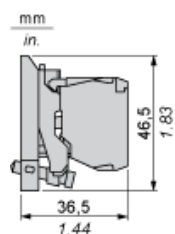
Environment

Protective treatment	TH
Ambient air temperature for storage	-40...70 °C
Ambient air temperature for operation	-25...70 °C
IP degree of protection	IP20 conforming to IEC 60529
Standards	CSA C22-2 No 14 EN/IEC 60947-1 EN/IEC 60947-5-1 EN/IEC 60947-5-4 EN/IEC 60947-5-5 JIS C 4520 UL 508
Product certifications	BV CSA DNV (Det Norske Veritas) GL LROS (Lloyds register of shipping) RINA UL
Vibration resistance	5 gn (f = 2...500 Hz) conforming to IEC 60068-2-6
Shock resistance	30 gn for 18 ms half sine wave acceleration conforming to IEC 60068-2-27 50 gn for 11 ms half sine wave acceleration conforming to IEC 60068-2-27
RoHS EUR conformity date	0727
RoHS EUR status	Compliant

Dimensions of Bodies for Pushbuttons and Switches

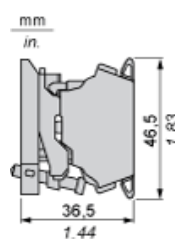
Screw Clamp Terminal Connections

ZB4 BZ10•, ZB4 BZ141



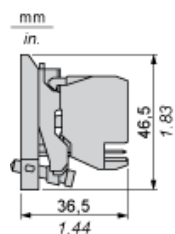
Spring Terminal Connections

ZB4 BZ10•5



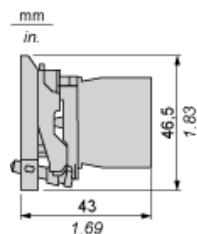
Plug-in Connector

ZB4 BZ10•4, ZB4 BZ1414



High Power Switching with Screw Clamp Terminal Connections

ZBE 50• block + ZB4 BZ009 body



Panel Cut-out for Pushbuttons, Switches and Pilot Lights (Finished Holes, Ready for Installation)

Connection by Screw Clamp Terminals or Plug-in Connectors or on Printed Circuit Board	Connection by Faston Connectors
<p>(1) Diameter on finished panel or support (2) 40 mm min. / 1.57 in. min. (3) 30 mm min. / 1.18 in. min. (4) Ø 22.5 mm / 0.89 in. recommended (Ø 22.3 mm $_{0}^{+0.4}$ / 0.88 in. $_{0}^{+0.016}$) (5) 45 mm min. / 1.78 in. min. (6) 32 mm min. / 1.26 in. min.</p>	

Mouser Electronics

Authorized Distributor

Click to View Pricing, Inventory, Delivery & Lifecycle Information:

[Schneider Electric:](#)

[ZB4BZ101](#)