


SERIES: CDS-25148-L100 | **DESCRIPTION:** SPEAKER

FEATURES

- micro-speaker
- small footprint
- rated 1.5 W
- wire leads


SPECIFICATIONS

| parameter | conditions/description | min | typ | max | units |
|-------------------------|--|-----|------|--------|--------------------|
| input power | maximum power: IEC-60268-5, filter 60s on/120s off, 10 cycles at room temp | | 1.5 | 2.0 | W |
| impedance | at 1.4 kHz, 1.0 V | 6.8 | 8 | 9.2 | Ω |
| resonant frequency (Fo) | at 1.0 V | 600 | 750 | 900 | Hz |
| frequency response | output SPL ± 10 dB | Fo | | 20,000 | Hz |
| sound pressure level | at 1.5 W, 0.1 m ave, at 1.0, 1.2, 1.5, 2.0 kHz | 91 | 94 | 97 | dB |
| | at 1.0 W, 1.0 m ave, at 1.0, 1.2, 1.5, 2.0 kHz | 70 | 73 | 76 | |
| distortion | at 1.4 kHz, 1.5 W | | | 5 | % |
| buzz, rattle, etc. | must be normal at sine wave between Fo ~ 20 kHz | | 3.46 | | V |
| polarity | cone will move forward with positive dc current to "+" terminal | | | | |
| dimensions | 25.0 x 14.0 x 4.5 | | | | mm |
| magnet | Nd-Fe-B, $\varnothing 6.8$ x 1.5 | | | | mm |
| material | ABS UL-94 1/16" HB (black) | | | | |
| cone material | cloth | | | | |
| terminal | wire leads | | | | |
| weight | | | 1.72 | | g |
| operating temperature | | -20 | | 55 | $^{\circ}\text{C}$ |
| storage temperature | | -30 | | 70 | $^{\circ}\text{C}$ |
| RoHS | 2011/65/EU | | | | |

Notes: 1. All specifications measured at 5~35°C, humidity at 45~85%, under 86~106kPa pressure, unless otherwise noted.

PART NUMBER KEY
CDS-25148-L100 X

Base Number

Termination Style:

"blank" = wire leads, no connector

1 = JST housing SHR-2V-S-B

2 = JST housing ZHR-2

3 = JST housing PHR-2

4 = JST housing HER-2

5* = JST housing PHR-4

6 = Molex housing 51021-0200

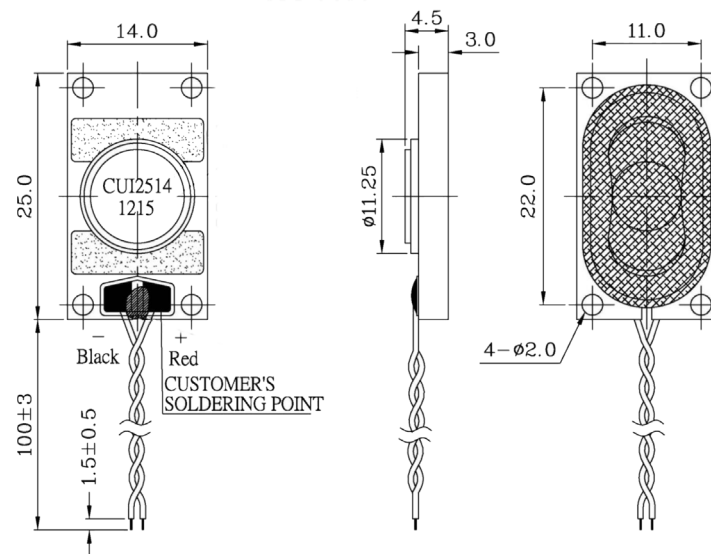
Notes: *Discontinued JST housing PHR-4 option.

MECHANICAL DRAWING

units: mm

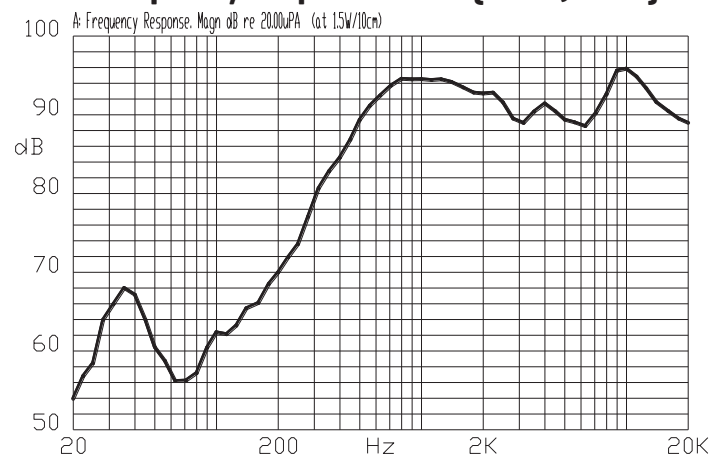
tolerance: ± 0.2 mm

wire: UL1571 LF 30 AWG

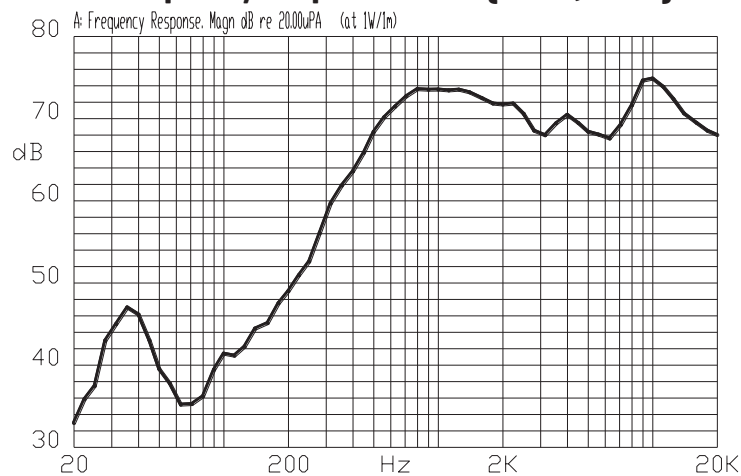


FREQUENCY RESPONSE CURVES

Frequency Response Curve (1.5 W, 0.1m)



Frequency Response Curve (1.0 W, 1.0m)



REVISION HISTORY

| rev. | description | date |
|------|---------------------------------------|------------|
| 1.0 | initial release | 04/28/2015 |
| 1.01 | updated datasheet | 07/23/2015 |
| 1.02 | added connector options | 07/15/2016 |
| 1.03 | discontinued JST housing PHR-4 option | 07/01/2019 |

The revision history provided is for informational purposes only and is believed to be accurate.

**CUI INC®**

Headquarters
20050 SW 112th Ave.
Tualatin, OR 97062
800.275.4899

Fax 503.612.2383
cui.com
techsupport@cui.com

CUI offers a one (1) year limited warranty. Complete warranty information is listed on our website.

CUI reserves the right to make changes to the product at any time without notice. Information provided by CUI is believed to be accurate and reliable. However, no responsibility is assumed by CUI for its use, nor for any infringements of patents or other rights of third parties which may result from its use.

CUI products are not authorized or warranted for use as critical components in equipment that requires an extremely high level of reliability. A critical component is any component of a life support device or system whose failure to perform can be reasonably expected to cause the failure of the life support device or system, or to affect its safety or effectiveness.

Mouser Electronics

Authorized Distributor

Click to View Pricing, Inventory, Delivery & Lifecycle Information:

[CUI Inc.:](#)

[CDS-25148-L100](#)