

TOLERANCE UNLESS OTHERWISE SPECIFIED	
.X	±0.25
.XX	±0.15
.XXX	±0.10

THIS IS A C.A.D. GENERATED DRAWING  
DO NOT MAKE MANUAL REVISIONS TO MASTER.  
UNLESS OTHERWISE SPECIFIED, ALL RADIUS ARE 0.2 MM.



ISSUE NUMBER	1
ORIGINAL	

#### NOTES:

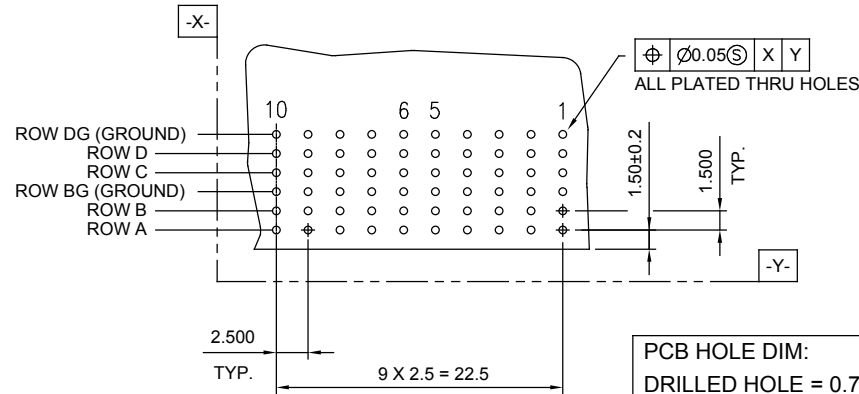
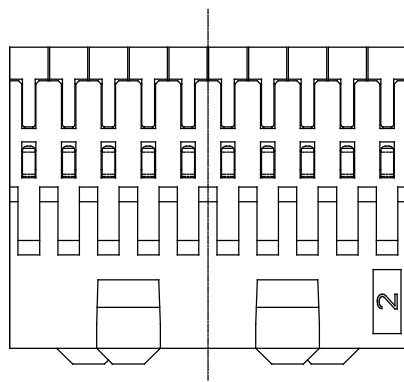
MATERIAL:

HOUSING:

SHIELD:

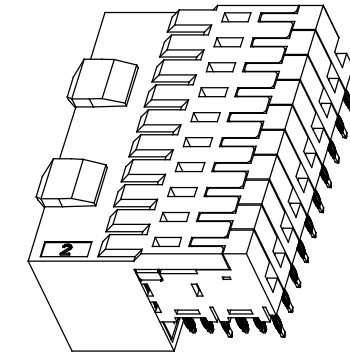
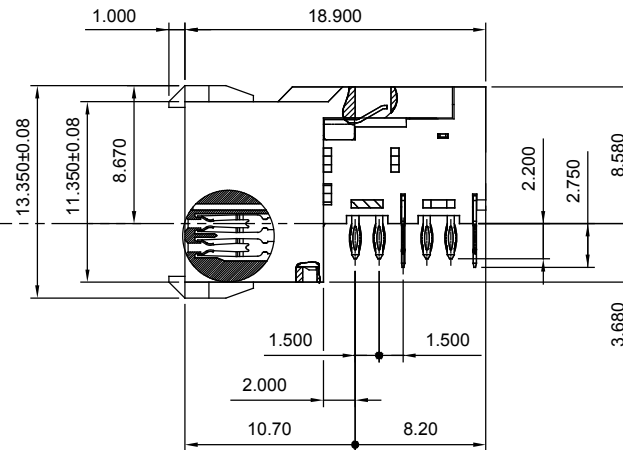
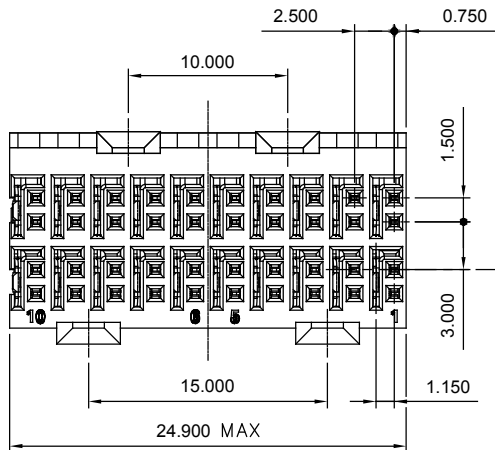
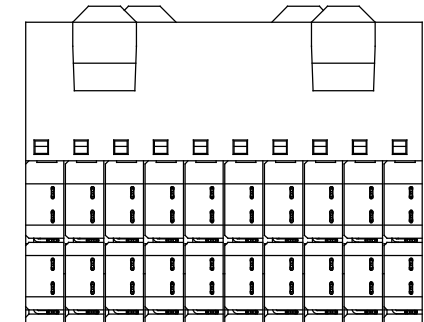
CONTACT:

LCP +30% GLASS REINFORCED, UL94V-0  
PHOSPHOR BRONZE  
NICKEL PLATING  
PHOSPHOR BRONZE  
GOLD FLASH PLATING ON CONTACT AREA  
MATTE TIN PLATING 30~100μ" ON SOLDER  
TAIL OVER NICKEL 50~150μ" UNDER PLATING



PCB LAYOUT  
SCALE 2:1

PCB HOLE DIM:  
DRILLED HOLE = 0.700±0.025mm  
FINISHED HOLE = 0.600±0.050mm  
Cu THICKNESS = 0.0375±0.0125mm  
SnPb THICKNESS = 0.007±0.003mm



### ZD CONNECTOR, FEMALE, RIGHT ANGLE, 2 PAIR



EDAC INC  
TORONTO, ONTARIO  
CANADA  
YOUR CONNECTION TO QUALITY & SERVICE

THESE DRAWINGS AND SPECIFICATIONS  
ARE THE PROPERTY OF EDAC INC., AND  
SHALL NOT BE REPRODUCED, OR COPIED  
OR USED AS THE BASIS FOR THE  
MANUFACTURE OR SALE OF APPARATUS  
WITHOUT WRITTEN PERMISSION.

ACAD REFERENCE NO.: 500-040-225-E02

DRAWN: W.T DATE: JUNE.27 /2018

CHECKED: DATE:

SCALE: N.T.S SHEET 1 OF 1

DRAWING NUMBER: 500-040-225-E02

ISSUE

PART NUMBER: 500-040-225-E02

1



THIS SERIES FULLY CONFORMS TO  
THE EUROPEAN UNION DIRECTIVES  
2011/65/EU FOR RoHS COMPLIANCY.

# Mouser Electronics

Authorized Distributor

Click to View Pricing, Inventory, Delivery & Lifecycle Information:

EDAC:

[500-040-225-E02](#)