Alle Rechte vorbehalten/ All rights reserved

X
Lochbild
board drillings

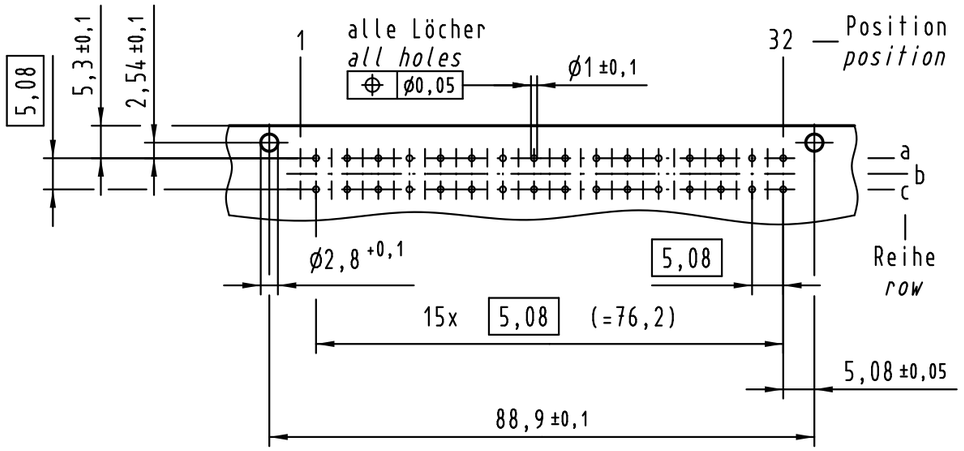

Y
Kontaktanordnung
contact arrangement

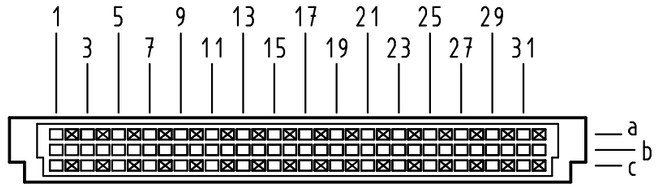

32 Signal Kontakte
32 signal contacts

⊠ = Kontaktposition belegt
= *position with contact*

□ = Kontaktposition nicht belegt
= *position without contact*

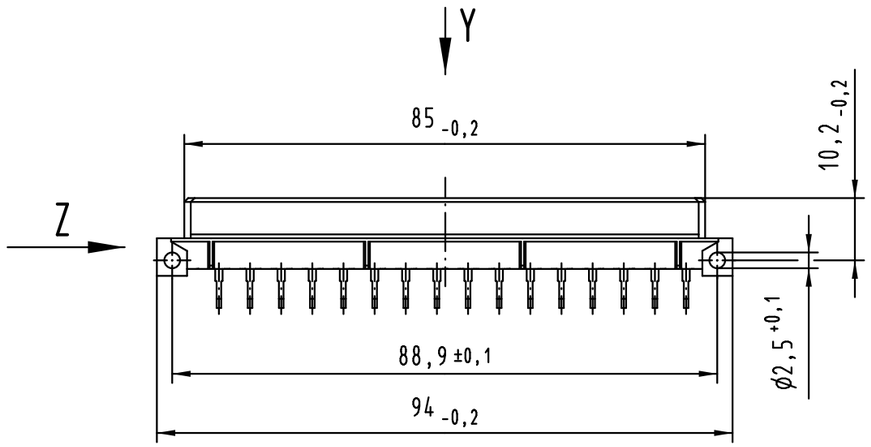

Z (2:1)

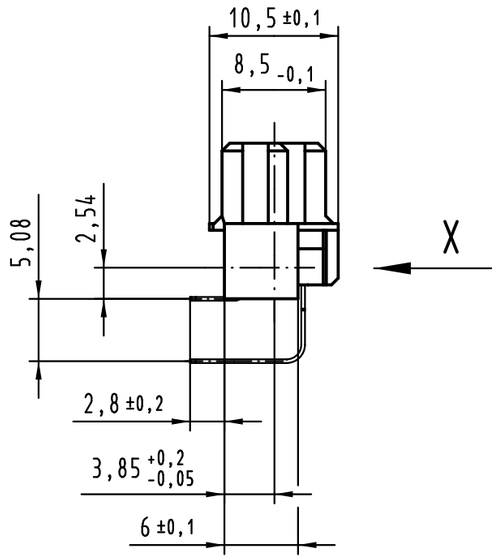

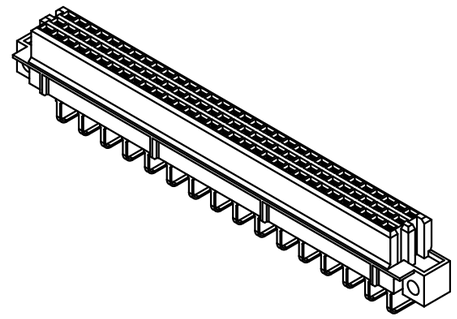

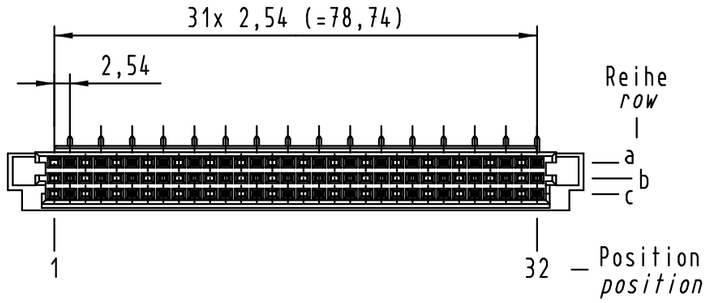

(1) weitere Informationen siehe: DS 09 73 220 02 01
further information see: DS 09 73 220 02 01

09 73 232 7801	3
09 73 232 6801	2
09 73 232 2801	1
Bestell-Nr. *part-no.*	Anforderungsstufe *performance level* (1)

All Dimensions in mm Original Size DIN A 3			Techn. Character.				Nicht tolerierte Maße/ *Free size tolerances* IEC 60603-2
36420	03.08.11	Hage.		Dat.	Name	Maßstab/*Scale*	har-bus R Federleiste Einlöt , 32-polig *har-bus R female connector solder , 32-pole*
34038	19.03.07	LehT	Detail.	07.09.99	Rie.	1:1	
31033	03.06.02	Rie.	Insp.	07.09.99	Pa.		
27553	01.02.00	Rie.	Stand.				
26920	12.11.99	Rie.	HARTING Electronics GmbH & Co. KG D-32339 ESPELKAMP				TB 09 73 232 x801
26081							Sub.
Mod.	Dat.	Name					Blatt/ *page*

Mouser Electronics

Authorized Distributor

Click to View Pricing, Inventory, Delivery & Lifecycle Information:

HARTING:
09732326801 09732322801