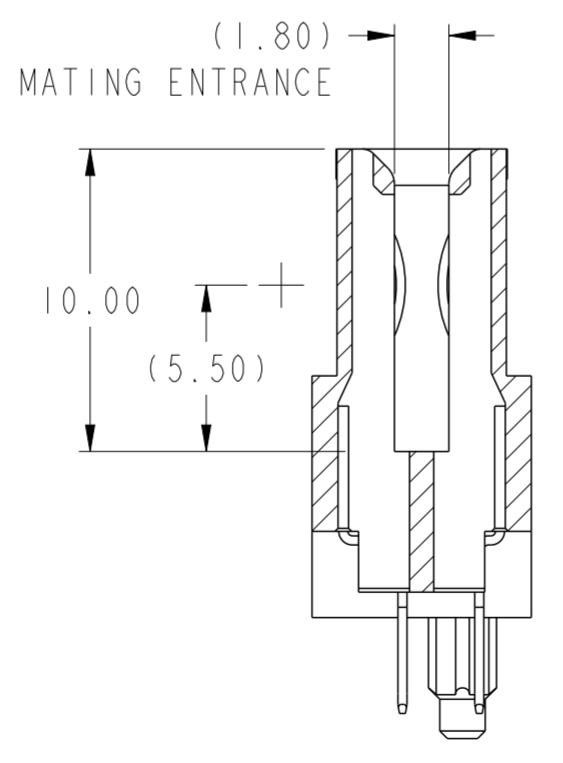


SECTION A-A  
SCALE 4:1



SECTION B-B  
SCALE 4:1

spec ref	-	dr	De-Ming Lu	2014/02/20	projection	mm	size	A2	scale	4:1
tolerance std	ISO 406 ISO 1101	eng	Sunny2 Liu	2016/05/06		mm	ecn no	ELX-DG-24036-1	rel level	Released
TOLERANCES UNLESS OTHERWISE SPECIFIED		chr	Terris Liu	2016/05/20						
surface	linear	0.X	±0.5		product family	VERT RECT 4P+20S OMITTED 10S	10129153	rev	B	
		0.XX	±0.25							
		0.XXX	±0.10							
	angular	0°	±2°	cat. no.	Product - Customer Drw	sheet 1 of 4				

PDS: Rev :B

STATUS:Released

Printed: May 24, 2016

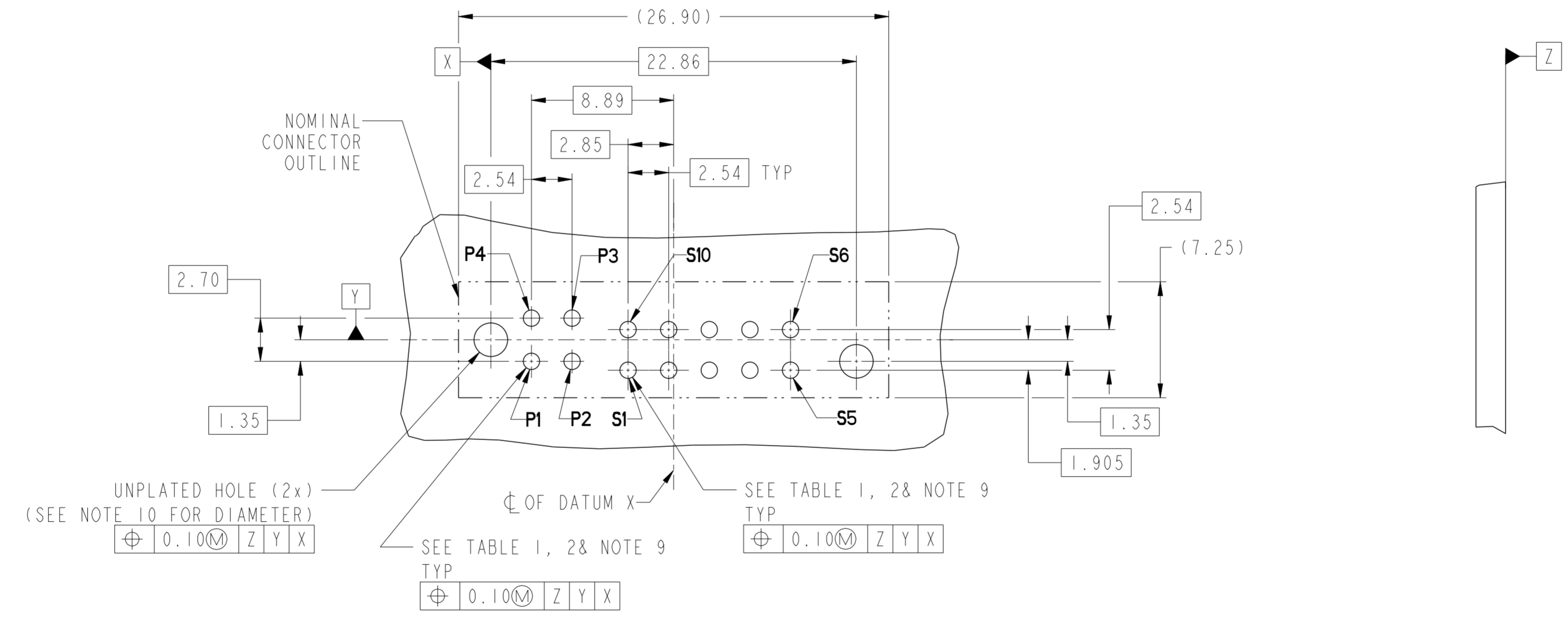
Amphenol  
FCi

© 2016 AFci

CONTACT TYPE	TOP LAYER DESCRIPTION	TABLE 1 (HPCE / SOLDER TAILS) PLATED THROUGH-HOLE REQUIREMENTS				
		DRILLED HOLE DIAMETER	COPPER THICKNESS	TIN-LEAD THICKNESS	TIN THICKNESS	FINISHED HOLE DIAMETER
POWER & SIGNAL	TIN-LEAD	1.13 +/-0.03 (1.15 DRILL)	0.025 - 0.050	0.005 - 0.015	--	1.02 +/-0.08
	IMMERSION TIN	1.13 +/-0.03 (1.15 DRILL)	0.025 - 0.050	--	0.9 - 1.5um	1.02 +/-0.08
	COPPER (SEE NOTE 8)	1.13 +/-0.03 (1.15 DRILL)	0.025 - 0.050	--	--	1.02 +/-0.08

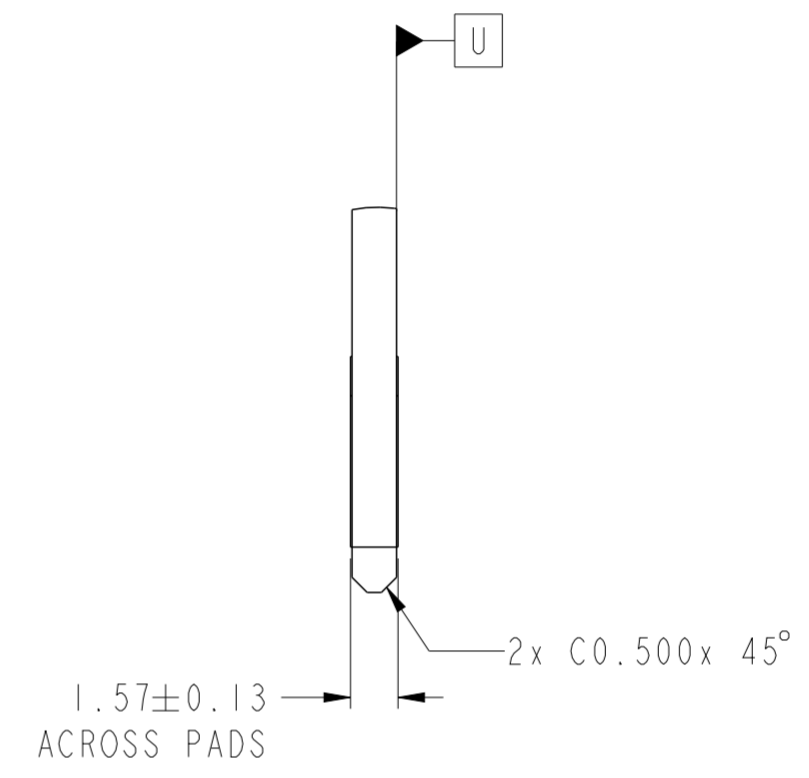
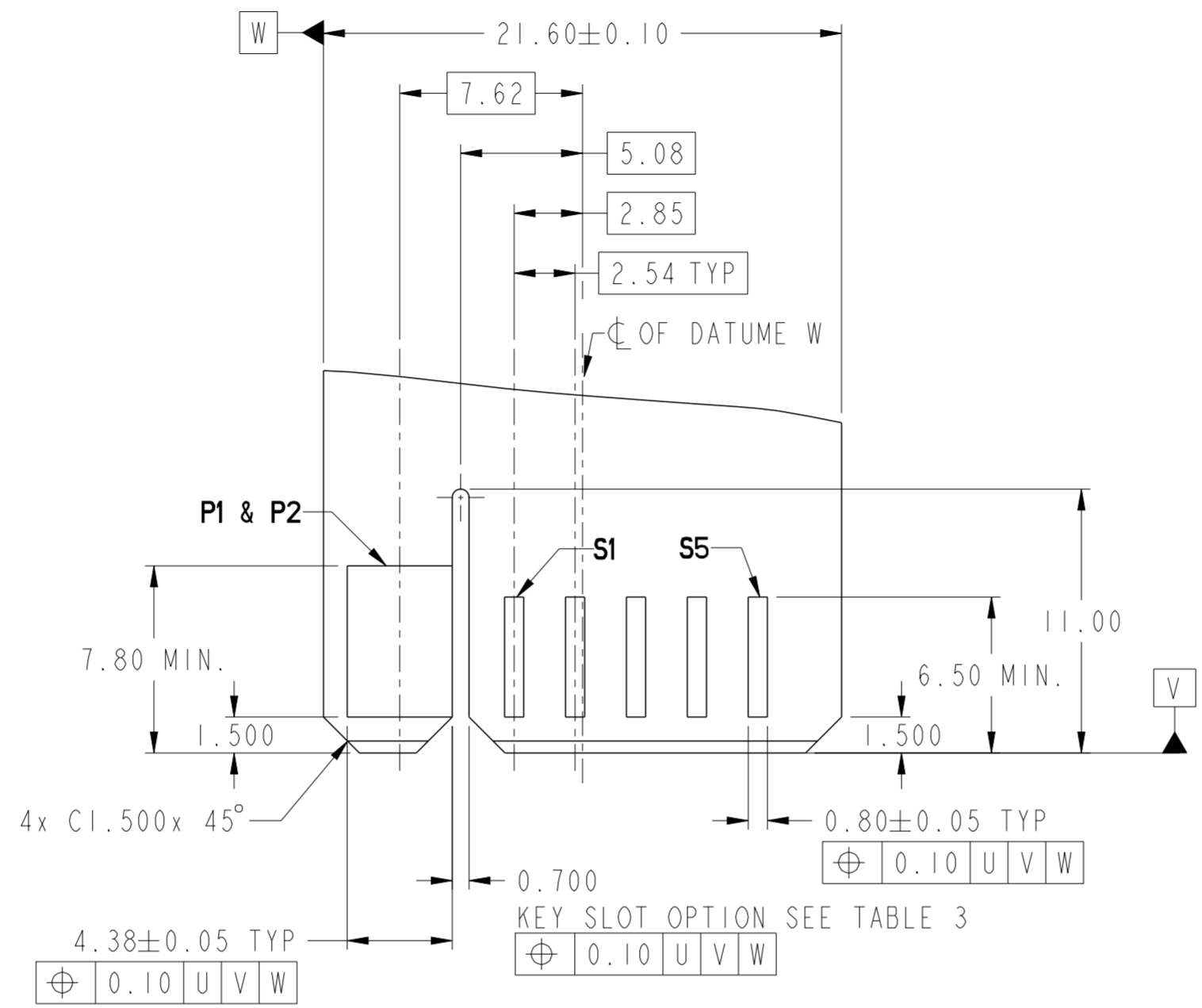
CONTACT TYPE	TOP LAYER DESCRIPTION	TABLE 2 (HPCE / PRESS-FIT TAILS) PLATED THROUGH-HOLE REQUIREMENTS				
		DRILLED HOLE DIAMETER	COPPER THICKNESS	TIN-LEAD THICKNESS	TIN THICKNESS	FINISHED HOLE DIAMETER
POWER & SIGNAL	TIN-LEAD	0.83 +/-0.03(0.85 DRILL)	0.025 - 0.050	0.005 - 0.015	--	0.72 +/-0.08
	IMMERSION TIN	0.83 +/-0.03(0.85 DRILL)	0.025 - 0.050	--	0.9 - 1.5um	0.75 +/-0.05
	COPPER (SEE NOTE 8)	0.83 +/-0.03(0.85 DRILL)	0.025 - 0.050	--	--	0.75 +/-0.05



spec ref	-	dr	De-Ming Lu	2014/02/20	projection	mm	size	A2	scale	4:1	
tolerance std	ISO 406 ISO 1101	eng	Sunny2 Liu	2016/05/06			ecn no	ELX-DG-24036-1	product family VERT RECT 4P+20S OMITTED 10S HIGH POWER CARD EDGE-SPECIAL DRAWING	rel level	Released
surface	linear	chr	Terris Liu	2016/05/20			cat. no.	10129153		rev	B
	angular	appr	Pai-Ming Zheng	2016/05/24			Product - Customer Drw	sheet 2 of 4			

Amphenol FCI

© 2016 AFCI



Amphenol  
FCi

© 2016 AFci

spec ref	-	dr	De-Ming Lu	2014/02/20	projection	mm	size	A2	scale	4:1	
tolerance std	ISO 406 ISO 1101	eng	Sunny2 Liu	2016/05/06			ecn no	ELX-DG-24036-1	rel level	Released	
TOLERANCES UNLESS OTHERWISE SPECIFIED		chr	Terris Liu	2016/05/20							
		appr	Pai-Ming Zheng	2016/05/24							
surface	ISO 1302	linear	0.X	±0.5			product family	VERT RECT 4P+20S OMITTED 10S	10129153	rev	B
		angular	0°	±2°	cat. no.	Product - Customer Drw	sheet 3 of 4				

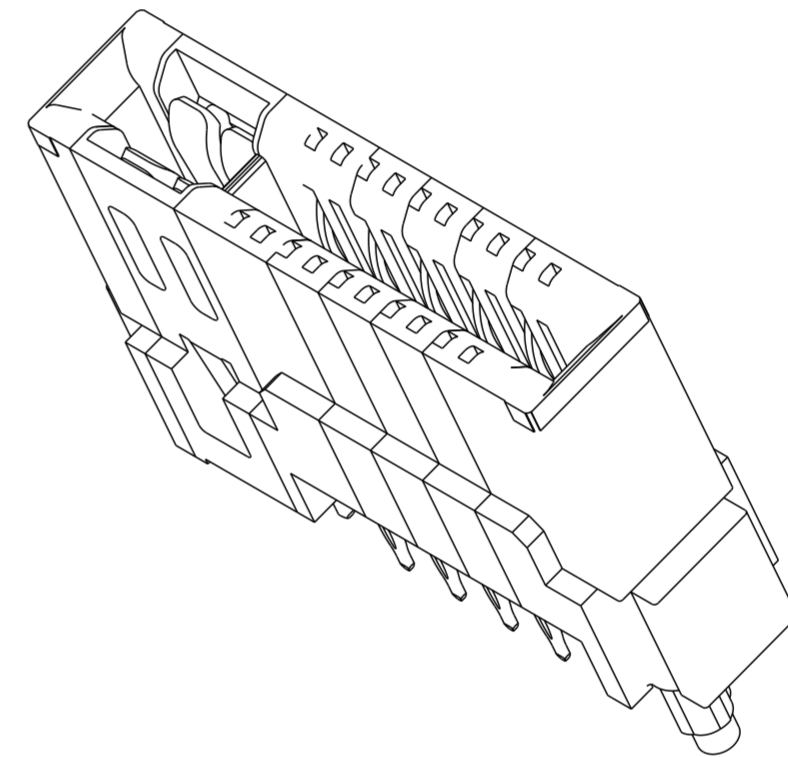
PDS: Rev :B

STATUS:Released

Printed: May 24, 2016

HPCE PART NUMBER (TABLE 3)

PART NUMBER	TAIL TYPE	ORIENTATION KEY	DIM "A" TYPICAL TAIL LENGTH	DIM "B" RECOMMENDED BOARD THICKNESS
10129153-001LF	SOLDER	YES	3.17 ±0.25	1.59 - 2.38
10129153-002LF	SOLDER	NO		
10129153-003LF	PRESS-FIT	YES	3.17±0.25	1.57 MIN
10129153-004LF	PRESS-FIT	NO		



NOTES:

- CONNECTOR MATERIALS:  
 HOUSING: HIGH TEMPERATURE THERMAL PLASTIC, BLACK  
 UL 94V-0 COMPLIANT  
 CONTACTS: HIGH PERFORMANCE COPPER ALLOY.
- CONTACT FINISH REF. GS-12-604 SECTION 5.2.
- PRODUCT SPECIFICATION: GS-12-604.
- APPLICATION SPECIFICATION: GS-20-128.
- (5.) PRODUCT MARKING ON HOUSING IN AREA SHOWN MEETS AFCI SPECIFICATION: GS-24-007.
- PACKAGING MEETS FCI SPECIFICATION GS-14-937.
- HOUSING COMPONENT WILL WITHSTAND EXPOSURE TO 260°C PEAK TEMPERATURE FOR 60 SECONDS IN A CONVECTION, INFRA-RED, OR VAPOR PHASE REFLOW OVEN.
- (8.) COPPER PLATING THICKNESS IN CENTER OF VIA-HOLE CAN BE NO MORE THAN 0.003 LESS THAN OTHER AREAS.
- (9.) ALL HOLE SIZES ARE FINISHED HOLE SIZES.
- (10.) MOUNTING HOLES ARE UNPLATED  
 Ø 2.40 +/- 0.1 FOR PRESS-FIT TAILS  
 Ø 2.10 +/- 0.1 FOR SOLDER TAILS
- PRESS FIT APPLICATION TOOL DRAWING : 10119453.
- A SYMBOL WILL BE NEXT TO ANY DIMENSION, VIEW, OR NOTE WHICH HAS BEEN MODIFIED WITH THE CURRENT DRAWING REVISION.

spec ref	-	dr	De-Ming Lu	2014/02/20	projection	mm	size	A2	scale	4:1
tolerance std	ISO 406 ISO 1101	eng	Sunny2 Liu	2016/05/06		←→	ecn no	ELX-DG-24036-1		
TOLERANCES UNLESS OTHERWISE SPECIFIED		chr	Terris Liu	2016/05/20			rel level	Released		
surface	linear	appr	Pei-Ming Zheng	2016/05/24	product family	VERT RECT 4P+20S OMITTED 10S		10129153	rev	B
ISO 1302	angular	Amphenol FCI		HIGH POWER CARD EDGE-SPECIAL DRAWING		cat. no.	Product - Customer Drw		sheet 4 of 4	

# Mouser Electronics

Authorized Distributor

Click to View Pricing, Inventory, Delivery & Lifecycle Information:

[FCI / Amphenol:](#)

[10129153-004LF](#)