



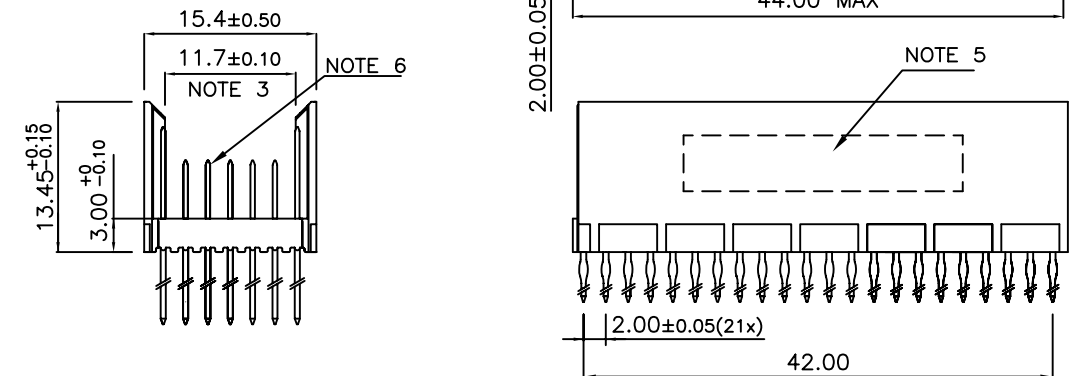
FCIconnect.com

Copyright FCI

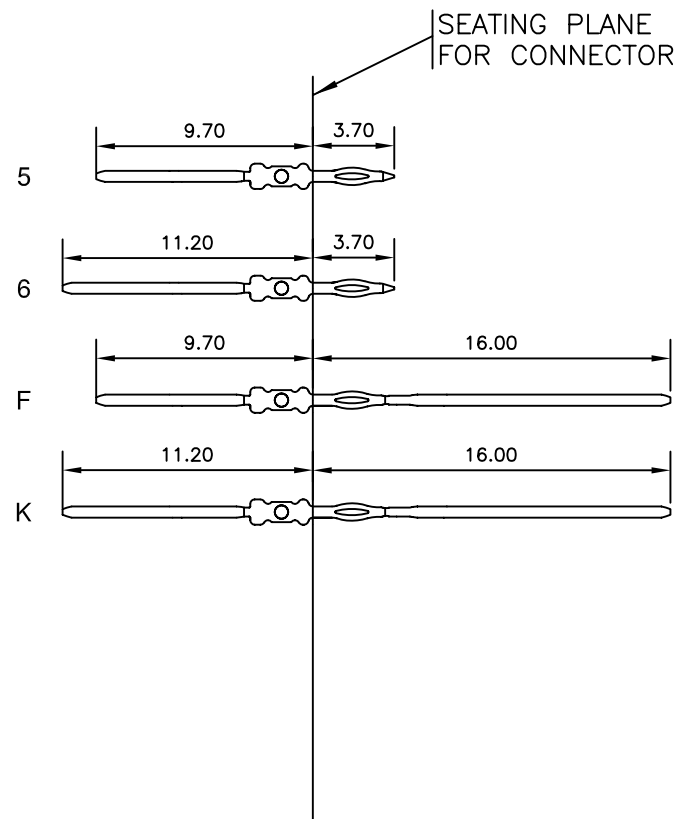
LOADING PATTERN MATING SIDE

f	K	K	K	K	K	K	K	K	K	6	6	K	K	K	K	K	K	K	K	K
e	F	F	F	F	F	F	F	F	F	F	F	F	F	F	5	5	5	5	5	5
d	F	F	F	F	F	F	F	F	F	F	F	F	F	F	5	5	5	5	5	5
c	F	F	F	F	F	F	F	F	F	F	F	F	F	F	F	F	F	F	F	F
b	F	F	F	F	F	F	F	F	F	F	F	F	F	F	5	5	5	5	5	5
a	F	F	F	F	F	F	F	F	F	F	F	F	F	F	5	5	5	5	5	5
z	K	K	K	K	K	K	K	K	K	6	6	K	K	K	K	K	K	K	K	K
POS	01									05					10					

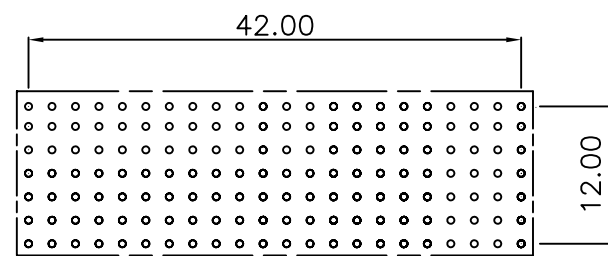
LOADED CONNECTOR ASSEMBLY (FOR EXAMPLE)



CONTACT OVERVIEW



LAY-OUT P.C.B.-HOLE



HM2P70PNM3K5-
LEAD FREE INDICATOR : LF = LEAD FREE
(DIGIT 15 & 16)

PLATING CODE (DIGIT 13 AND 14)
(REF DRW NO. BS,C , 201844 , 003)

NOTES

- THIS PRODUCT IS CSA APPROVED.
- THIS PRODUCT IS UL RECOGNIZED.
- MEASURED AT THE BOTTOM.
- MATERIAL CONTACT: PHOSPHORBRONZE
HOUSING: CREAM WHITE GLASS FILLED POLYESTER UL-94V0
- CONNECTOR PRINTED WITH P/N AND DATE CODE.
- FOR ACTUAL CONTACT LOADINGS, SEE LOADING PATTERN MATING SIDE.
- SHAPE OF CONNECTOR HOUSING CAN ALTER DEPENDING ON PRODUCTION LOCATION
- THE PRODUCT (LF) MEETS EUROPEAN UNION DIRECTIVES AND OTHER COUNTRY REGULATIONS AS DESCRIBED IN GS-22-008
- FOR RECOMMENDED PTH DIMENSIONS REFER DRAWING : BS, A , 201572 , 001

CATALOG NO: HM2P70PNM3K5----

mat'l. code SEE NOTE 4				surface ISO 1302 ✓	tolerance ISO 406 ISO 1101	projection MM	product family MILLIPACS			
ltr	ecn no	dr	date	tolerances unless otherwise specified		MM	title			
A	109-0175	GT	2009-08-26	angles	linear		MPACS 5+2R STR HDR PF CONN TYPE B 22 POS.			
				0°±1°						
				dr	GEORGE THOMAS	2009-08-26	FCI	dwg no		sheet 1 of 1
				enr	ALEX BABU	2009-08-26		BS, C ,203028,889		size A3
				chr	ALEX BABU	2009-08-26				
				appd	ALEX BABU	2009-08-26		type		Product Customer Drawing
sheet index	revision sheet	A	1							

Mouser Electronics

Authorized Distributor

Click to View Pricing, Inventory, Delivery & Lifecycle Information:

[FCI / Amphenol:](#)

[HM2P70PNM3K5GFLF](#)