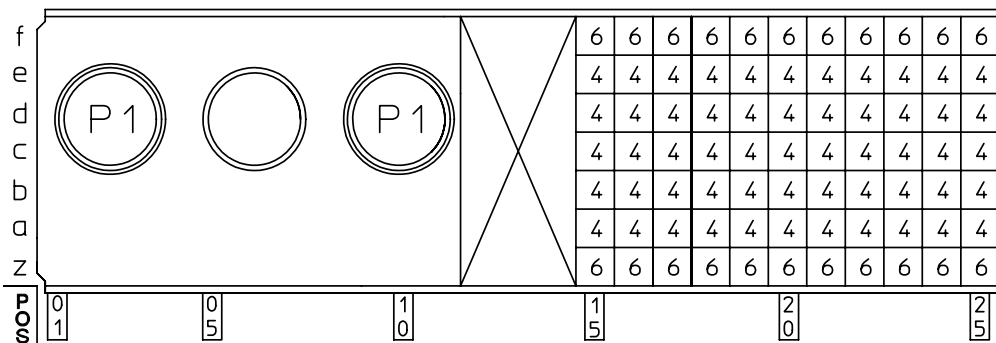
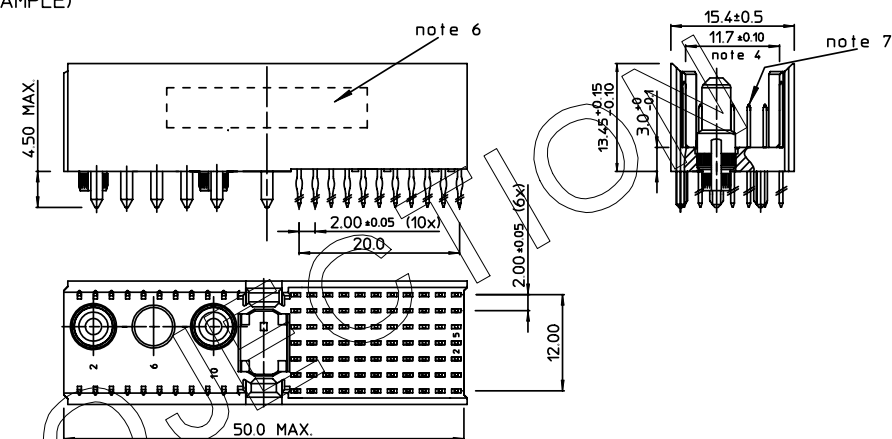


GEN. ST.	01	02	03	04	05	06	07	08	0D	50	60	70	80	90																	
INT. ST.	10	11	12	13	14	18	20	31	32	33	34	38	39	40	42	43	44	45	46	48	56	70	72	73	75	76	81	82	83	84	88

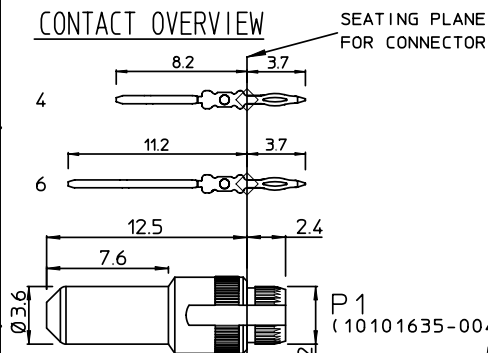
REV.	DATE	DESCRIPTION	BY	C'K'D'
E	2009-11-27	109-0271	GEORGE	ALEX
F	2010-12-20	110-0244	GEORGE	ALEX
G	2012-05-30	ELX-I-011785	ALEX	ALEX

LOADING PATTERN MATING SIDE

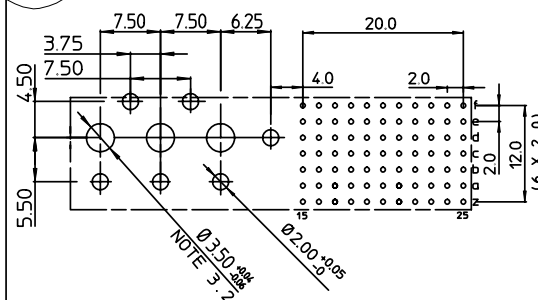
LOADED CONNECTOR ASSEMBLY
(FOR EXAMPLE)

SHEET NR. :

CONTACT OVERVIEW



LAY-OUT P.C.B.-HOLE



PLATING

POWER CONTACTS : 0.8 μ m Au OVER 2.0 μ m Ni (MATING AREA)LEAD FREE INDICATOR : LF = LEAD FREE
(DIGIT 15 & 16)

SIG. CT.: HM2P11PDM3R1

NOTES

- THIS PRODUCT IS CSA APPROVED.
- THIS PRODUCT IS UL RECOGNIZED.
- PCB HOLE DEFINITION.
3.1 FOR PTH DETAILS OF SIGNAL CONTACTS REFER BS,A ,201572,001
3.2 FOR POWER CONTACTS

PLATING CODE (DIGIT 13 AND 14)
(REF DRW No. BS,C ,2018444,003)

\emptyset drilled hole	Cu plating	SnPb/Sn plating	\emptyset finished hole after reflow
3.57 - 3.60	25 μ m min.	5 μ m min.	3.49 - 3.52

- MEASURED AT THE BOTTOM.
- MATERIAL CONTACT : PHOSPHORBRONZE
HOUSING : CREAM WHITE GLASFILLED
POLYESTER UL-94V0
- CONNECTOR PRINTED WITH P/N AND DATE CODE.
- FOR ACTUAL CONTACT LOADINGS,SEE LOADING PATTERN MATING SIDE.
- THE PRODUCT (LF) MEETS EUROPEAN UNION DIRECTIVES AND OTHER COUNTRY REGULATIONS AS DESCRIBED IN GS-22-008.
- FOR EON DIMENSIONS OF SIGNAL CONATCTS REFER BS,C ,201579,002.

1DEC ± 0.2 2DEC ± 0.1 ANGLES $\pm 1^\circ$	APPR. DRAFT CHECKED	DATE 2009-06-26	SIGN. GEORGE	MPACS 5+2R STR HDR CONN TYPE M
WE RESERVE THE RIGHT TO CHANGE DIMENSIONS OR REQUIREMENTS WITHOUT PRIOR NOTICE.	PROD. MGR. PR.ENG.MGR. PR.MGT.MGR.			CAT. No. HM2P11PDM3R1--
ALL DIMENSIONS IN MM				SCALE



www.fciconnect.com

REFERENCES

BS,C ,203028,894

G

THIS IS OUR EXCLUSIVE PROPERTY. IT IS NOT TO BE COPIED, REPRINTED OR DISCLOSED TO A THIRD PARTY, NOR USED FOR MANUFACTURING WITHOUT OUR WRITTEN CONSENT, AND HAS TO BE RETURNED TO US IN CASE OF NO USAGE

DIT IS ONZE EIGENDOM EN MAG NOCH NAGEMAAKT, HERDRUKT, OVERGEMAAKT AAN DEREN, NOCH VOOR FABRICATIE GEBRUIKT WORDEN, ZONDER ONZE SCHRIFTELIJKE TOELATING. BIJ NIET GEBRUIK IS TERUGZENDING VERPLICHT.

PDS: Rev :G

STATUS Released CUSTOMER DRAWING 16 Jun 2012

Mouser Electronics

Authorized Distributor

Click to View Pricing, Inventory, Delivery & Lifecycle Information:

[FCI / Amphenol:](#)

[HM2P11PDM3R1N9LF](#)