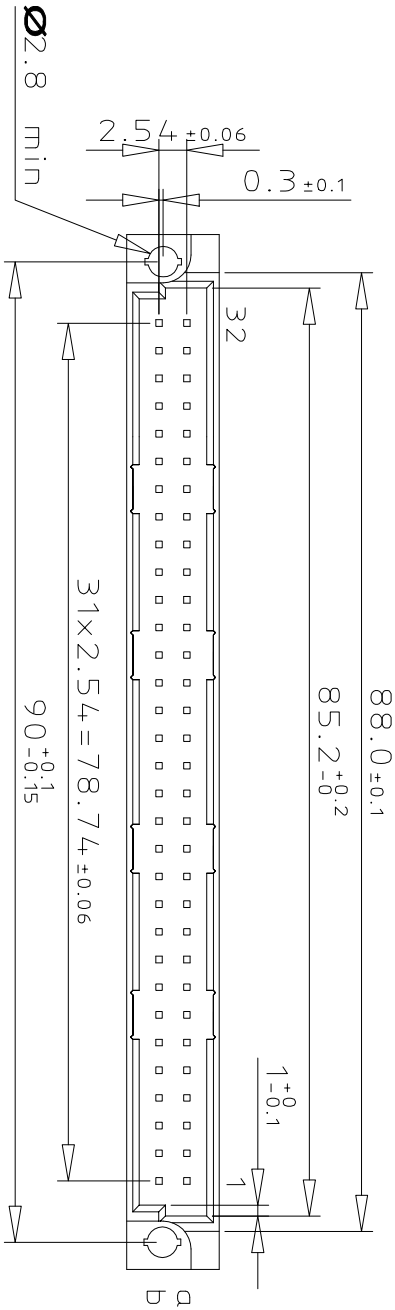
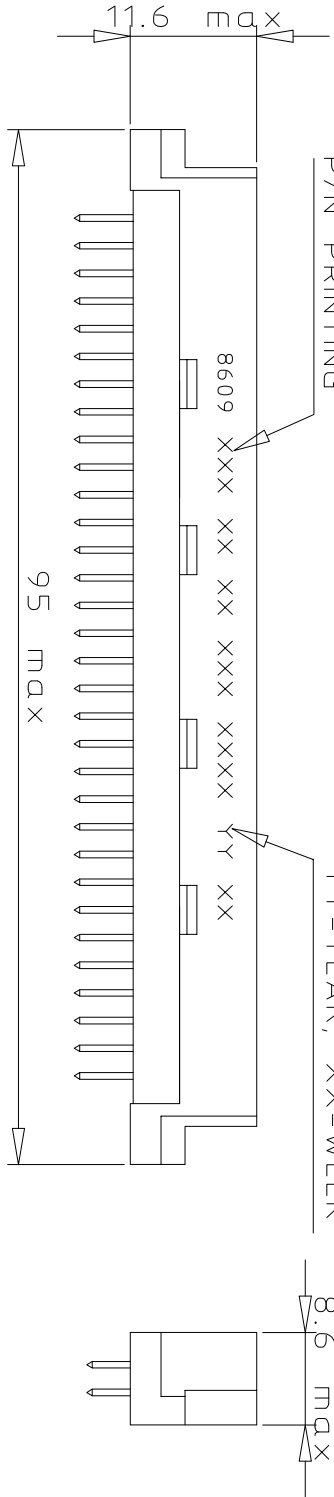


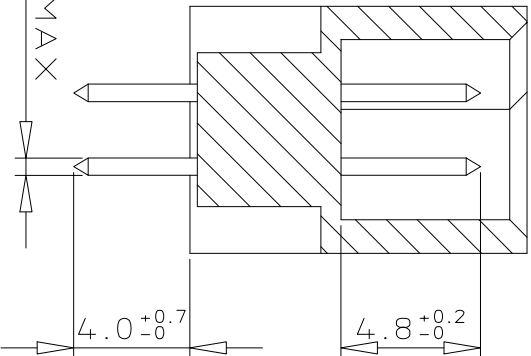
DIMENSIONS



P/N PRINTING
DATE CODE PRINTING
YY-YEAR, XX-WEEK



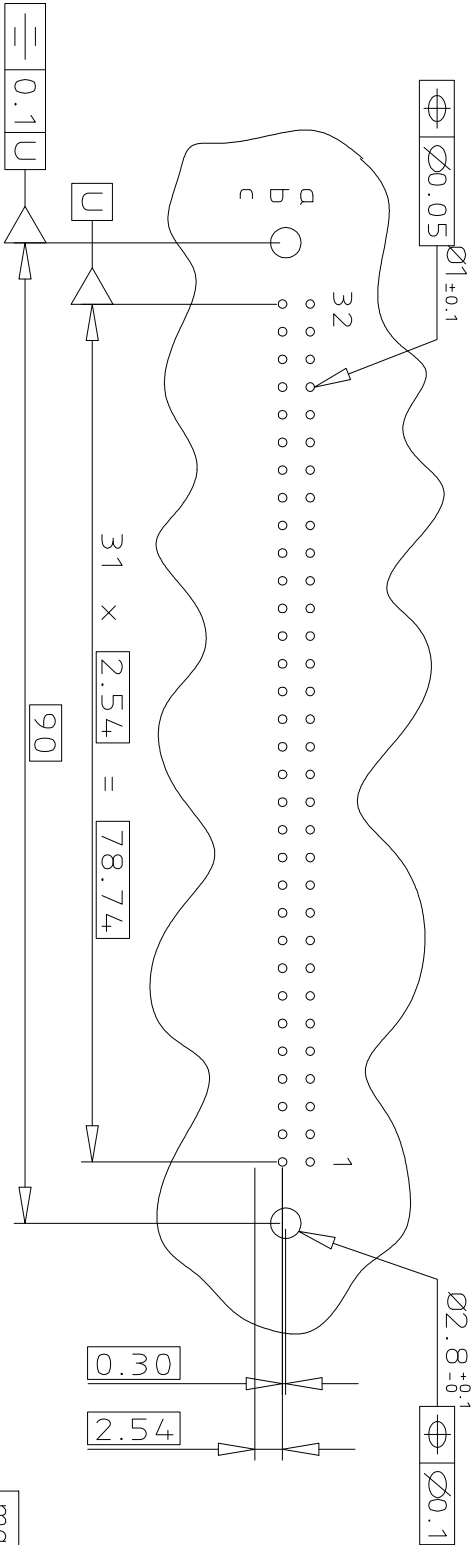
TERMINATION



ORDERING INFORMATION

SERIES	8609	2	64	5	8	14	7	4	5	ELF
ROWS FITTED WITH CONTACTS										
ROW a	b	-	-	-	-	-	-	-	-	2
ROW a	-	-	-	-	-	-	-	-	-	1
NO. OF CONTACTS										
TYPE OF INSULATOR										
2 ROW MALE INSULATOR										
METHOD OF MOUNTING										
REVERSE MOUNTING - STYLE a										
TERMINATION										
STRAIGHT SPILL										
OPTIONS										
NO OPTION										
PERFORMANCE CLASS										
DIN 41612 CLASS 3										
DIN 41612 CLASS 2										
DIN 41612 CLASS 1										
AS PER MIL C 55302 / JSS 50808										
PITCH PER ROW										
2.54 mm										
LEAD FREE VERSION										
ELF										

PCB LAYOUT



GENERAL CHARACTERISTICS & ROHS INFO	
REFER DRAWING C-8609-0000A	

mat'l. code SEE DWG C-8609-0000A		surface ISO 1302		tolerance ISO 406 ISO 1101		projection		product family 8609	
ltr	ecn no	dr	ddte	tolerances unless otherwise specified	angles	linear	mm	title	
A	105-0107	MINI	2005-05-19	0.X	± 0.1			DIN REVERSE HEADER	
B	105-0064	MINI	2006-06-01	0.XX	± 0.1			STRAIGHT SPILL DIN 41612 STYLE a	
C	108-0146	KR	2008-10-21	0.XXX	± 0.1			scale 3:2	
								dwg no	
								sheet 1 of 1 size	
								C-8609-2060 A3	
								type Product Customer Drawing	
sheet index	revision sheet	C	1						

Mouser Electronics

Authorized Distributor

Click to View Pricing, Inventory, Delivery & Lifecycle Information:

[FCI / Amphenol:](#)

[86092645814755ELF](#) [86092645814745ELF](#)