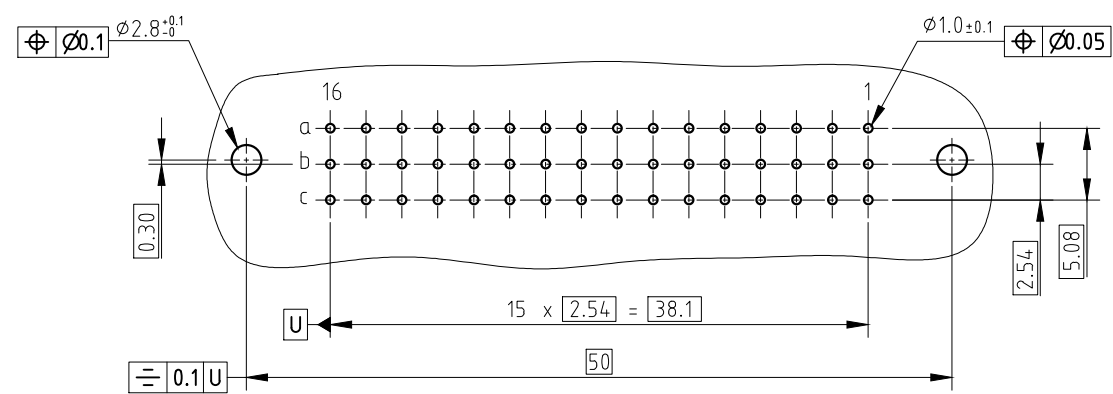
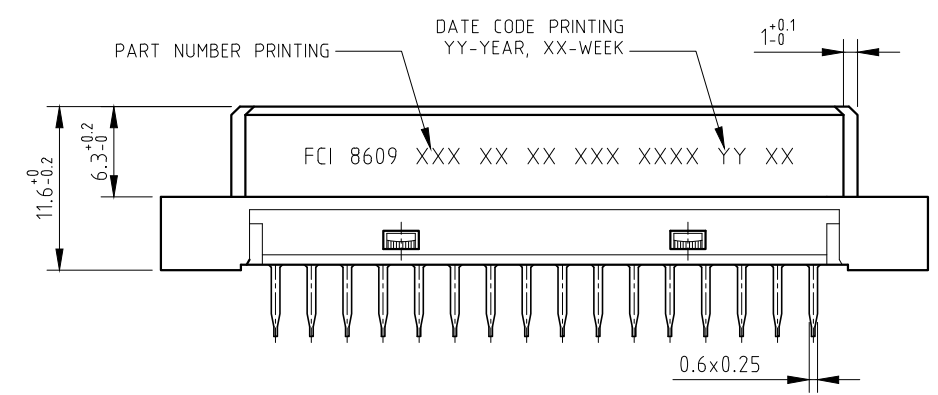
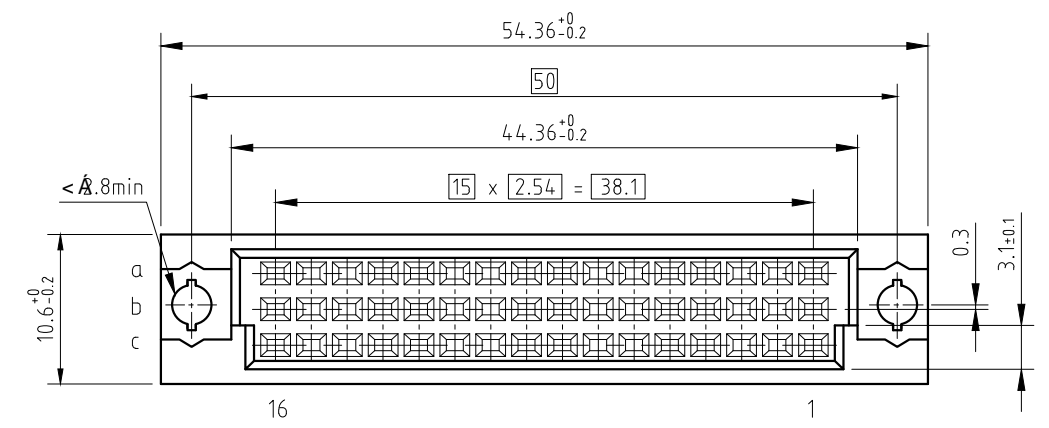




FCIconnect.com

Copyright FCI



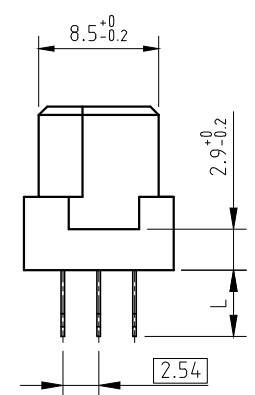
PCB DRILLING DETAILS

CONTACT ARRANGEMENT

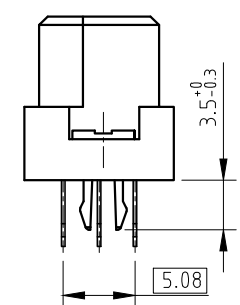
	1	2	3	4	5	6	7	8	9	10	11	12	13	14	15	16
a	X	X	X	X	X	X	X	X	X	X	X	X	X	X	X	X
b	X															
c	X	X	X	X	X	X	X	X	X	X	X	X	X	X	X	X

☒ STANDARD CONTACT ☐ EMPTY CAVITY ☒ FMLB CONTACT ☒ LMEB CONTACT

- NOTES:
- THE "LF" PRODUCTS MEET EUROPEAN UNION DIRECTIVES AND OTHER COUNTRY REGULATIONS AS DESCRIBED IN GS-22-008.
 - THE HOUSING WILL WITHSTAND EXPOSURE TO 260°C PEAK TEMPERATURE FOR 3.5 SECONDS IN A WAVE SOLDER APPLICATION WITH A 1.6 MM MINIMUM THICK CIRCUIT BOARD.
 - LEAD FREE OR RoHS DIRECTIVE LABELING TO BE PROVIDED AS PER GS-14-920 FOR LEAD FREE VERSION.



NO OPTION



WITH HARPOONS

TECHNICAL SPECIFICATION

HOUSING MATERIAL : THERMOPLASTIC POLYESTER UL94V0; GREY
HOUSING CAN WITHSTAND EXPOSURE TO LEAD FREE WAVE SOLDERING TEMPERATURE OF 260-265°C
FOR STRAIGHT CONNECTORS AS IT IS IN CLASSICAL LEAD WAVE SOLDERING AT 235-250°C
CONTACT & HARPOON MATERIAL : COPPER ALLOY
CONTACT PLATING
ACTIVE ZONE : Au OVER Ni
TERMINATION ZONE : Sn (PURE MATT) OVER Ni
HARPOON PLATING : Sn (PURE MATT) OVER Ni

ELECTRICAL DATA

CURRENT RATING AT 20°C : 1.5 A
CURRENT (I MAX) : 2 A
TEMPERATURE RANGE : -55°C TO +125°C
CONTACT RESISTANCE : ≤ 20 mΩ
INSULATION RESISTANCE : ≥ 10⁶ MΩ
TEST VOLTAGE (rms) : 1000 V

MECHANICAL DATA

INSERTION FORCE PER CONTACT : ≤ 0.94 N
EXTRACTION FORCE PER CONTACT : ≥ 0.15 N
REFERENCE SPECIFICATION : DIN 41612 / IEC 603-2

SERIES	8609	3	33	8	3	14	7	5	0	VJLF
ROWS FITTED WITH CONTACTS										
ROW a b c		3	33							
NO. OF CONTACTS										
TYPE OF INSULATOR										
3 ROW FEMALE INSULATOR										8
METHOD OF MOUNTING										
STANDARD MOUNTING - STYLE C/2										3
TERMINATION										
STRAIGHT SPILL LONG, L = 4.0±0.7										14
STRAIGHT SPILL SHORT, L = 2.5±0										24
OPTIONS										
NO OPTION										7
WITH HARPOONS										H
PERFORMANCE CLASS										
DIN 41612 CLASS 3										4
DIN 41612 CLASS 2										5
DIN 41612 CLASS 1										6
AS PER MIL C 55302 / JSS 50808										8
PITCH PER ROW										
MIXED PITCH										0
LEAD FREE VERSION, FOR SPECIAL CODE SEE CONTACT ARRANGEMENT										VJLF

mat'l. code	surface	tolerance	projection	product family
SEE TECH. SPEC.	ISO 1302	ISO 406 ISO 1101		8609
ltr	ecn no	dr	date	title
A	I11-0029	MJA	2011-02-10	DIN STANDARD RECEPTACLE
B	I11-0137	MJA	2011-07-13	STRAIGHT SPILL DIN 41612 STYLE C/2
				dwg no
				sheet 1 of 1
				size
				A3
				type
				Product Customer Drawing
sheet index	revision	B		
	sheet	1		

Mouser Electronics

Authorized Distributor

Click to View Pricing, Inventory, Delivery & Lifecycle Information:

[FCI / Amphenol:](#)

[86093338314750VJLF](#)