

NEW

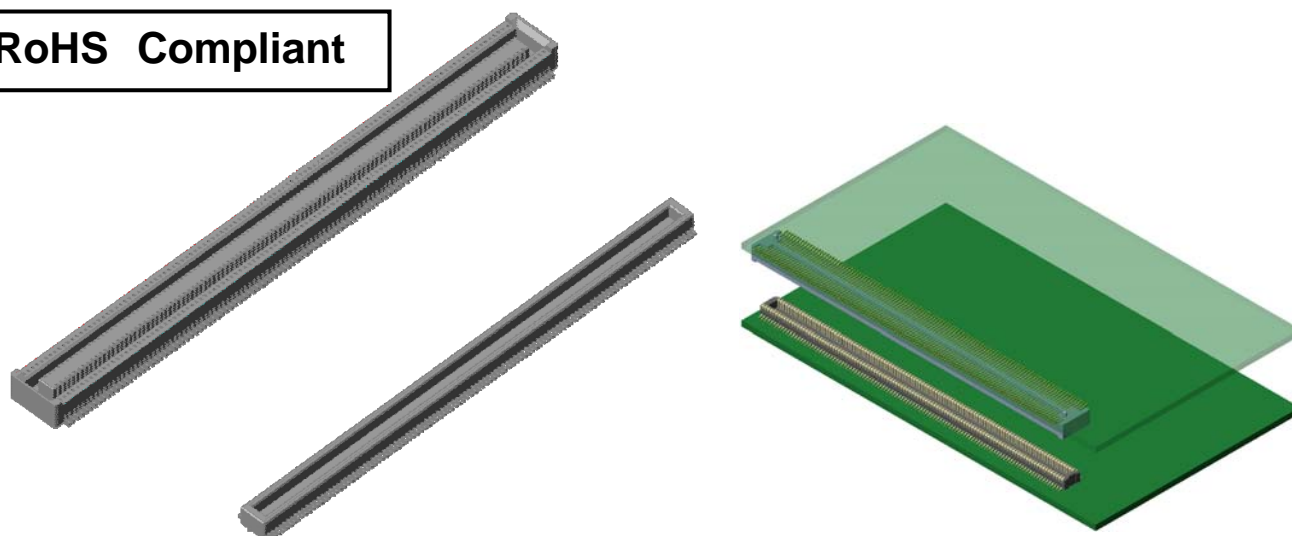

0.4mm pitch Board to Board connector

CONNECTOR

MB-0136-2

July 2006

WA6 Series

RoHS Compliant


< Outline >

The WA6 Series are 0.4mm pitch high density, compact connectors adapted to SMT, for board to board (parallel board) connection with connector warpage prevention feature, industry leading high pin counts, 214 position has been developed.

Low profile connector with 3 mm stacking height saves mounting space as much as possible. WA6 has been employed as JEDEC standard for compact notebook PC memory modules(214 pos., DDR2, Micro-DIMM). Best suits for high density mounting and multi-pole interconnection of TVs and PCs interior mounting.

Features

- Parallel board stacking height 3mm type low-profile design, No. of contacts: 214 pos.
- Coplanarity of terminal portion held under 0.1mm.
- Contacts for solder reinforcement are provided in each corner of the connector. (2 contacts x 4 corners, total 8 contacts)
- Contact wiping length is 0.6mm.
- Prevents solder wicking by integrated molding technology of contact and resin mold.(Plug)
- Compatible to automatic mounting
Both plug and receptacle have enough absorption surface for automatic mounting. Products with kapton tape are available.
Available in embossed tape (width of tape; plug side: 56mm, receptacle side: 72mm)
Also available with and without a positioning boss, that secures correct positioning when mounting.
- No polar characteristics are applied to this connector.

General Specifications

- | | |
|---|---|
| ■No. of contacts :214 pos. | ■Rated current: AC, DC each 0.3A/ per pin |
| ■Contact resistance: 70m ohm max. | ■Rated voltage: AC200CV |
| ■Dielectric withstanding voltage : AC500Vr. m.s per minute | ■Insulation resistance: 100M ohm min. |
| ■Operating temperature: -55 Deg C to +85 Deg. C | ■Contact pitch: 0.4mm |

Materials and Finishes

WA6F214VA1T (Receptacle side)

| Components | Materials /Finishes |
|-------------------------------|--|
| Contact | Copper alloy/ Contact area: Au Terminal area: Au flash |
| Reinforced soldering contacts | Copper alloy/ Terminal area: Au flash |
| Insulator | Heat resistant plastic/ none |
| Heat resistant tape | Polyimide/ none |

WA6M214VA1T (Plug side)

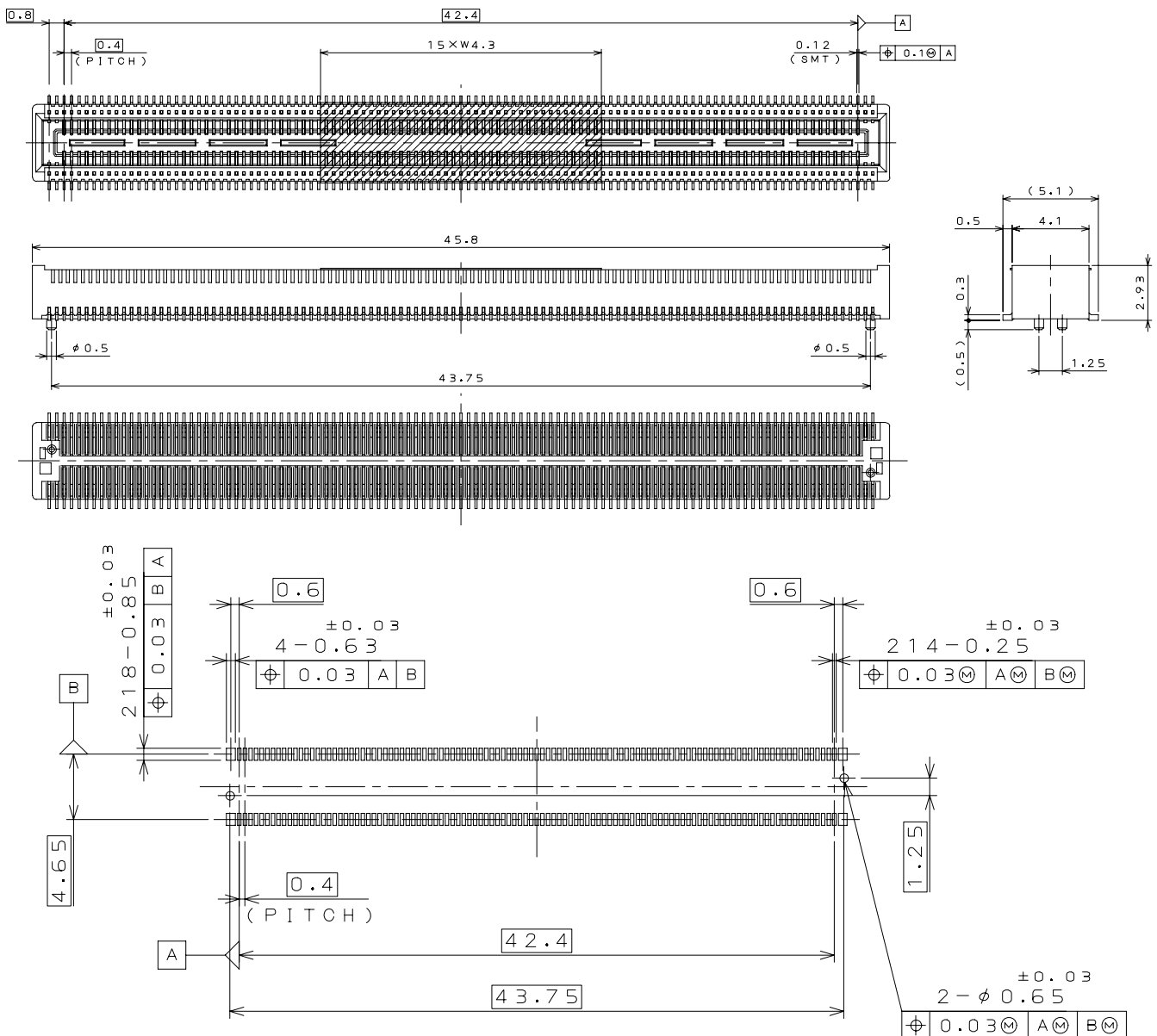
| Components | Materials /Finishes |
|-------------------------------|---|
| Contact | Copper alloy/ Contact area: Au Terminal portion: Au flash |
| Reinforced soldering contacts | Copper alloy/ Terminal area: Au flash |
| Insulator | Heat resistant plastic/ none |
| Heat resistant tape | Polyimide/ none |

Cautions for Handling

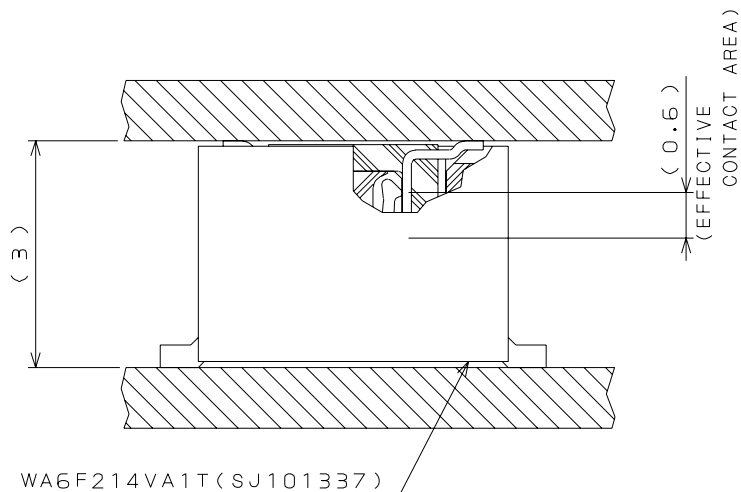
- Please refer to Handling Instructions (JAHL-10196) when using the connector.
- The insertion force will be 9kg (214 pos.)
When mating, in order to prevent problems from adding excessive stress to the connector, please reinforce the back side of the receptacle.
- No polar characteristics are applied to this connector.
- It is advised to take mechanical countermeasures as bolting to prevent connector coming off during drop test etc.
- Please refer to JEDEC specification MO-260B, SO-004A, when using as a memory module connection.

Outer Dimensions

WA6F214VA1T

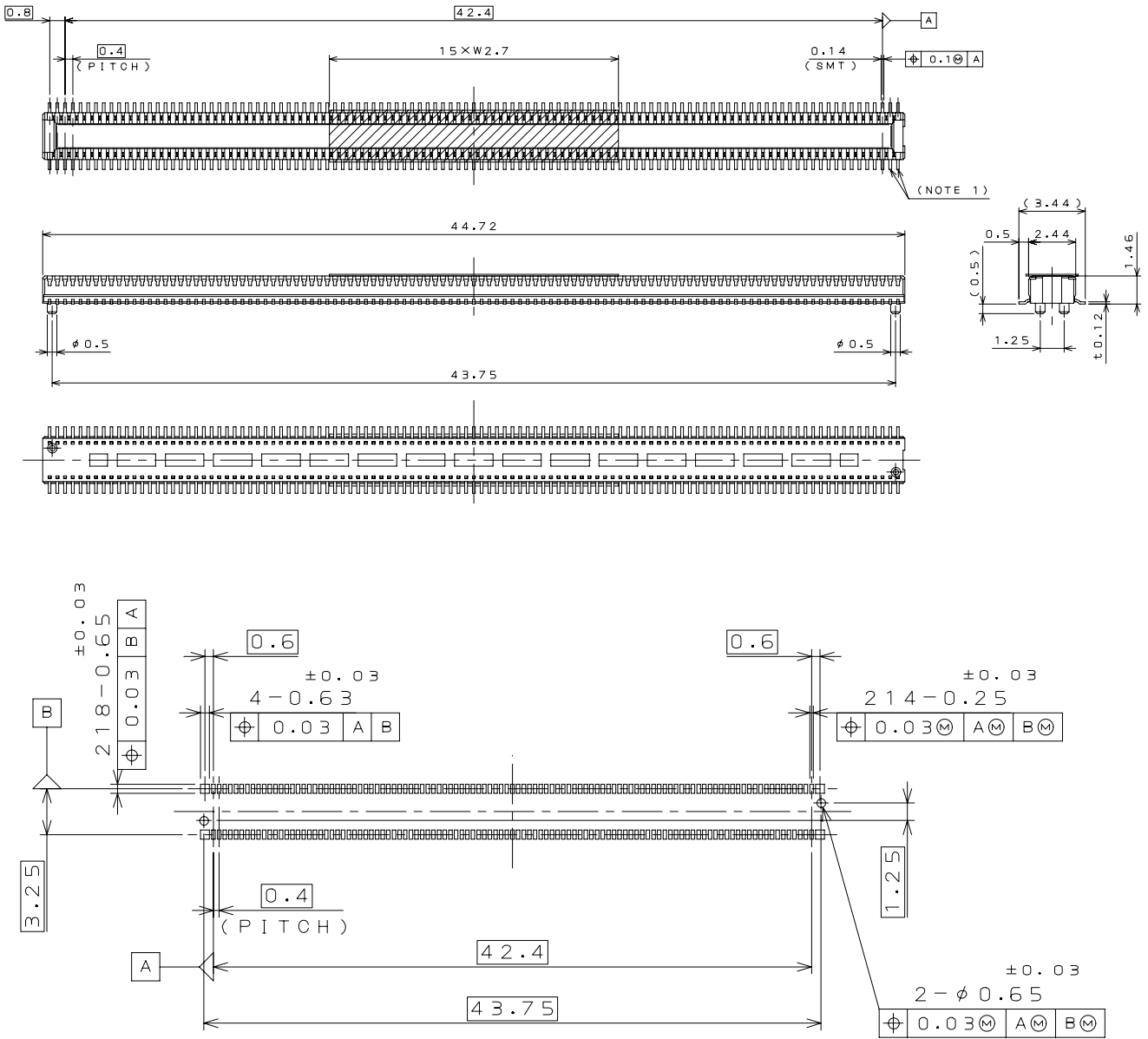


Applicable P.C.B dimension (for reference)



Outer Dimensions

WA6M214VA1T



Applicable P.C.B dimension (for reference)

Japan Aviation Electronics Industry, Limited

Product Marketing Division

Aobadai Building, 3-1-19, Aobadai, Meguro-ku, Tokyo 153-8539

Phone: +81-3-3780-2787 FAX: +81-3-3780-2946

Notice: Products shown in this leaflet are made for the applications listed below. However, if the above-mentioned products are to be used in aerospace devices, marine cable-connection devices, atomic power control systems, medical equipment for life-support systems, or any other specific application requiring extremely high reliability, please contact JAE for further information.

Recommended applications: computers, office machines, measuring devices, telecommunication devices (terminals, mobile devices), AV devices, household applications, FA devices, etc.

Mouser Electronics

Authorized Distributor

Click to View Pricing, Inventory, Delivery & Lifecycle Information:

[JAE Electronics:](#)

[WA6M214VA1TR500](#)