

## RF Driver Amplifier 250 - 4000 MHz

Rev. V1

### Features

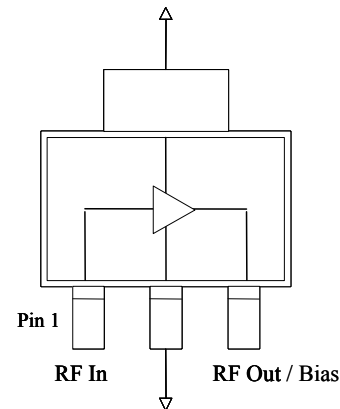
- +42 dBm Output IP3
- Broadband Operation
- Lead-Free SOT-89 Package
- Halogen-Free “Green” Mold Compound
- RoHS\* Compliant and 260°C Reflow Compatible
- Class 2 ESD Rating

### Description

The MAAM-009286 RF driver amplifier is a GaAs MMIC which exhibits exceptional linearity, as well as high gain in a lead-free SOT-89 surface mount plastic package. Broadband operation over the 250 to 4000 MHz range is achieved using external matching components as shown in the PCB layout. Different component values may be needed to optimize performance at different center frequencies. The device is biased with a single +5 volt supply and consumes 155 mA typically.

The MAAM-009286 is fabricated using an HBT process to realize low current and high linearity. The process features full passivation for increased performance and reliability.

### Functional Schematic



### Pin Configuration

Pin No.	Function	Pin No.	Function
1	RF Input	3	RF Output/Bias
2	Ground		

### Maximum Operating Conditions<sup>3</sup>

Parameter	Maximum Operating Conditions
Junction Temperature <sup>4</sup>	170°C
RF Output Power	27 dBm
Operating Temperature	-40°C to +85°C

3. These operating conditions will ensure MTTF > 1 x 10<sup>6</sup> hours.

4. Junction Temperature ( $T_J$ ) =  $T_A + \theta_{jc} * ((V * I) - (P_{OUT} - P_{IN}))$

Typical thermal resistance ( $\theta_{jc}$ ) = 70° C/W

a) For  $T_A = 25^\circ\text{C}$ ,

$T_J = 76^\circ\text{C}$  @ 5 V, 170 mA,  $P_{OUT} = 21$  dBm,  $P_{IN} = 5.5$  dBm

b) For  $T_A = 85^\circ\text{C}$ ,

$T_J = 125^\circ\text{C}$  @ 5 V, 140 mA,  $P_{OUT} = 21$  dBm,  $P_{IN} = 6.2$  dBm

### Ordering Information<sup>1,2</sup>

Part Number	Package
MAAM-009286-000000	Bulk Packaging
MAAM-009286-TR3000	3000 piece reel
MAAM-009286-001SMB	Sample Board

1. Reference Application Note M513 for reel size information.

2. All sample boards include 5 loose parts.

\* Restrictions on Hazardous Substances, European Union Directive 2002/95/EC.

### Absolute Maximum Ratings<sup>5,6</sup>

Parameter	Absolute Maximum
RF Output Power	28 dBm
Voltage	6 volts
Storage Temperature	-65°C to +150°C
Junction Temperature	210°C

5. Exceeding any one or combination of these limits may cause permanent damage to this device.

6. M/A-COM Technology does not recommend sustained operation near these survivability limits.

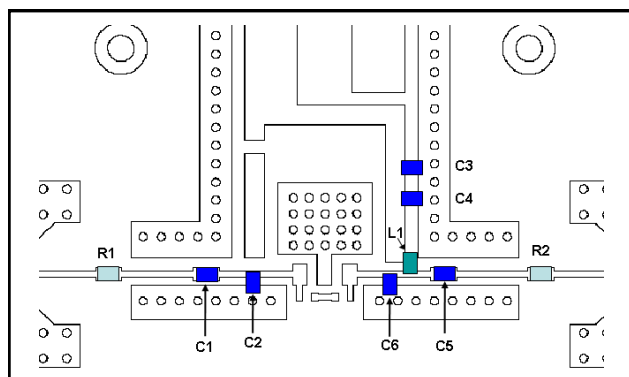
RF Driver Amplifier  
250 - 4000 MHz

Rev. V1

Electrical Specifications: Freq. = 2140 MHz,  $T_A = +25^\circ\text{C}$ ,  $V_{CC} = +5\text{ V}$ ,  $Z_0 = 50\ \Omega$ 

Parameter	Units	Min.	Typ.	Max.
Gain	dB	14	15.5	—
Noise Figure	dB	—	3.5	—
Input Return Loss	dB	—	11	—
Output Return Loss	dB	—	13	—
Output P1dB	dBm	—	27	—
Output IP3 $P_{IN} = -6\text{ dBm}$ / tone, 1 MHz spacing	dBm	40	42	—
Quiescent Current	mA	—	155	—
Current ( $P_{IN} = -3\text{ dBm}$ )	mA	—	155	225

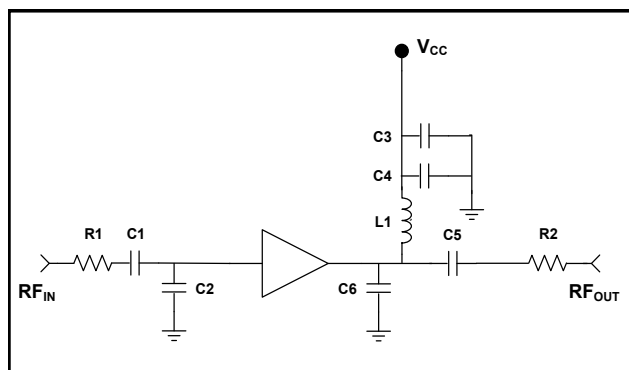
## 2140 MHz PCB Layout



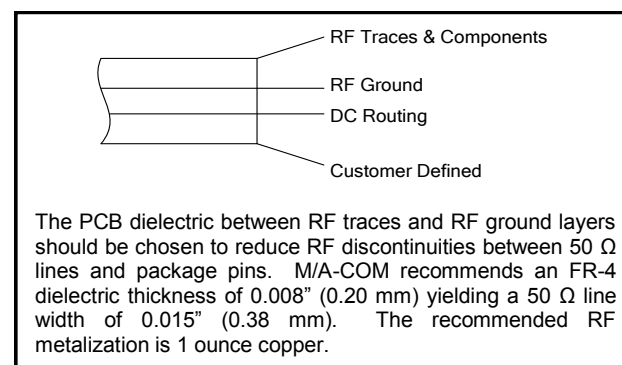
## Parts List

Part	Value	Case Style
C1	12 pF	0402
C2	2.2 pF	0402
C3	0.1 $\mu\text{F}$	0402
C4	1000 pF	0402
C5	39 pF	0402
C6	1.2 pF	0402
L1	7.5 nH	0402
R1, R2	0 $\Omega$	0402

## 2140 MHz Schematic



## Cross Section View

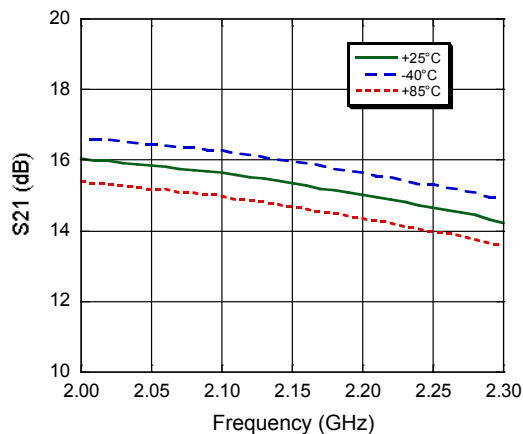


RF Driver Amplifier  
250 - 4000 MHz

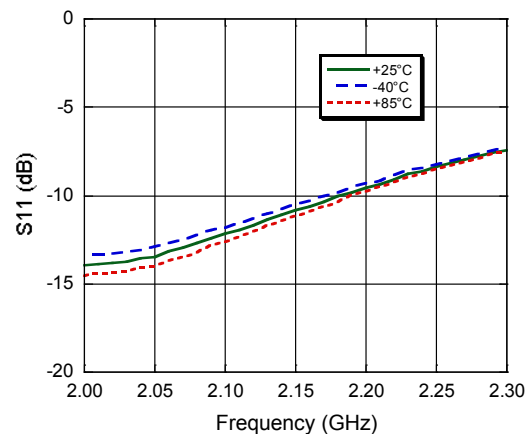
Rev. V1

## Typical Performance Curves, 2140 MHz Configuration

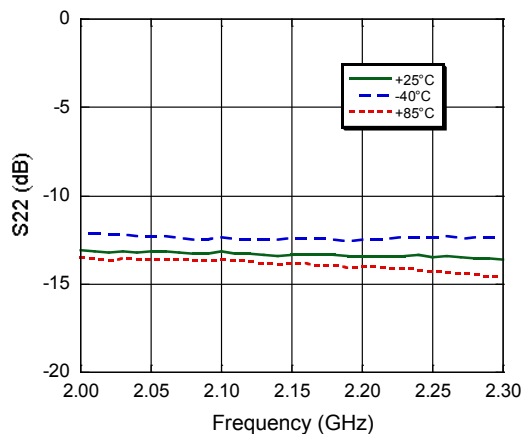
Gain



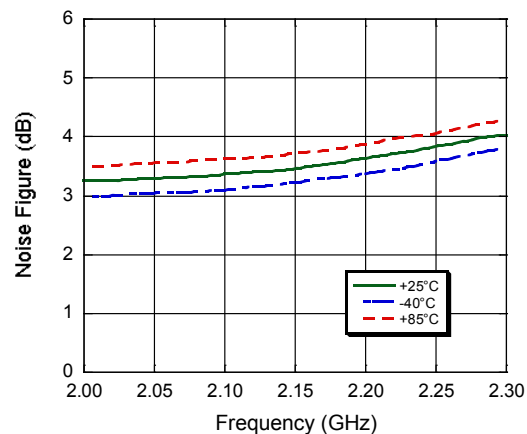
Input Return Loss



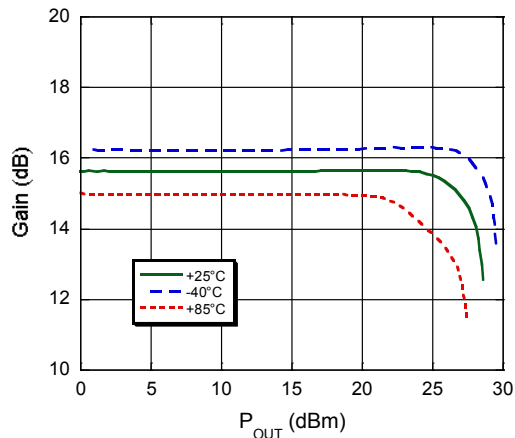
Output Return Loss



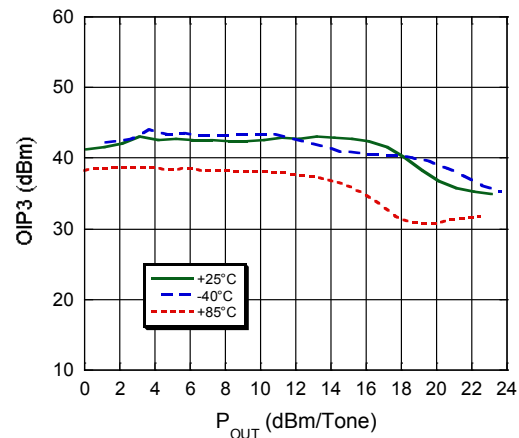
Noise Figure



P1dB



Output IP3

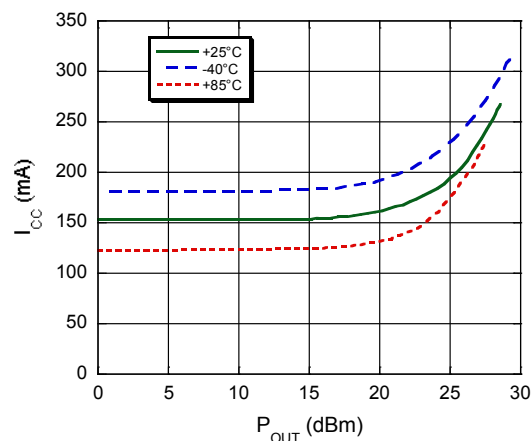


## RF Driver Amplifier 250 - 4000 MHz

Rev. V1

### Typical Performance Curves, 2140 MHz Configuration

#### Current



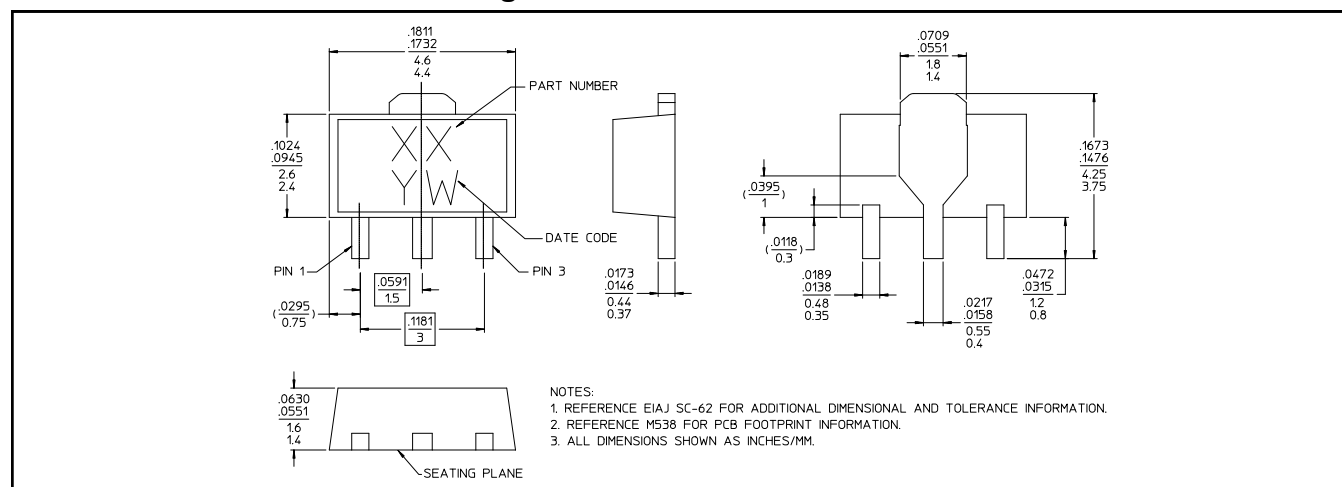
#### Handling Procedures

Please observe the following precautions to avoid damage:

#### Static Sensitivity

Gallium Arsenide Integrated Circuits are sensitive to electrostatic discharge (ESD) and can be damaged by static electricity. Proper ESD control techniques should be used when handling these class 2 devices.

### Lead-Free SOT-89 Plastic Package<sup>†</sup>



<sup>†</sup> Reference Application Note M538 for lead-free solder reflow recommendations.  
Meets JEDEC moisture sensitivity level 1 requirements.  
Plating is 100% matte tin over copper.

M/A-COM Technology Solutions Inc. All rights reserved.

Information in this document is provided in connection with M/A-COM Technology Solutions Inc ("MACOM") products. These materials are provided by MACOM as a service to its customers and may be used for informational purposes only. Except as provided in MACOM's Terms and Conditions of Sale for such products or in any separate agreement related to this document, MACOM assumes no liability whatsoever. MACOM assumes no responsibility for errors or omissions in these materials. MACOM may make changes to specifications and product descriptions at any time, without notice. MACOM makes no commitment to update the information and shall have no responsibility whatsoever for conflicts or incompatibilities arising from future changes to its specifications and product descriptions. No license, express or implied, by estoppel or otherwise, to any intellectual property rights is granted by this document.

THESE MATERIALS ARE PROVIDED "AS IS" WITHOUT WARRANTY OF ANY KIND, EITHER EXPRESS OR IMPLIED, RELATING TO SALE AND/OR USE OF MACOM PRODUCTS INCLUDING LIABILITY OR WARRANTIES RELATING TO FITNESS FOR A PARTICULAR PURPOSE, CONSEQUENTIAL OR INCIDENTAL DAMAGES, MERCHANTABILITY, OR INFRINGEMENT OF ANY PATENT, COPYRIGHT OR OTHER INTELLECTUAL PROPERTY RIGHT. MACOM FURTHER DOES NOT WARRANT THE ACCURACY OR COMPLETENESS OF THE INFORMATION, TEXT, GRAPHICS OR OTHER ITEMS CONTAINED WITHIN THESE MATERIALS. MACOM SHALL NOT BE LIABLE FOR ANY SPECIAL, INDIRECT, INCIDENTAL, OR CONSEQUENTIAL DAMAGES, INCLUDING WITHOUT LIMITATION, LOST REVENUES OR LOST PROFITS, WHICH MAY RESULT FROM THE USE OF THESE MATERIALS.

MACOM products are not intended for use in medical, lifesaving or life sustaining applications. MACOM customers using or selling MACOM products for use in such applications do so at their own risk and agree to fully indemnify MACOM for any damages resulting from such improper use or sale.

# Mouser Electronics

Authorized Distributor

Click to View Pricing, Inventory, Delivery & Lifecycle Information:

MACOM:

[MAAM-009286-001SMB](#)