

# Double-Balanced Mixer

## 8 - 36 GHz



**MAMX-011071**

Rev. V2

### Features

- Low Conversion Loss: 9.5 dB
- High Linearity: 20 dBm IIP3
- Wide IF Bandwidth: DC to 8 GHz
- High Isolation
- Lead-Free 3 mm, 12-lead PQFN package
- RoHS\* Compliant

### Applications

- Test & Measurement
- Microwave Radio
- Radar

### Description

MAMX-011071 is a GaAs double-balanced passive diode mixer housed in a lead-free 3 mm, 12-lead QFN package. The mixer offers low conversion loss, high linearity and a wide IF bandwidth. The double-balanced circuit configuration provides excellent port isolation while internal 50  $\Omega$  matching simplifies its application.

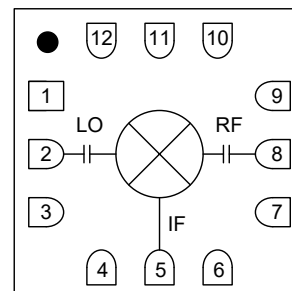
This mixer is well suited for applications such as test and measurement, microwave radio and radar.

### Ordering Information<sup>1,2</sup>

Part Number	Package
MAMX-011071	Bulk
MAMX-011071-TR0500	500 Piece Reel <sup>1</sup>
MAMX-011071-SB1	Sample Board <sup>2</sup>

1. Reference Application Note M513 for reel size information.
2. All sample boards include 5 loose parts.

### Functional Schematic



### Pin Configuration

Pin #	Function
1,3,4,6,7,9	GND
2	LO
5	IF
8	RF
10 - 12	NC <sup>3</sup>
13	GND <sup>4</sup>

3. MACOM recommends connecting unused package pins to ground.
4. The exposed pad centered on the package bottom must be connected to RF, DC and thermal ground.

\* Restrictions on Hazardous Substances, compliant to current RoHS EU directive.

# Double-Balanced Mixer

## 8 - 36 GHz



MAMX-011071

Rev. V2

**Electrical Specifications<sup>5</sup>:**  $F_{IF} = 500 \text{ MHz}$ ,  $P_{LO} = 15 \text{ dBm}$ ,  $T_A = +25^\circ\text{C}$ ,  $Z_0 = 50 \Omega$

Parameter	Test Conditions	Units	Min.	Typ.	Max.
LO and RF Frequency	—	GHz	8	—	36
IF Frequency	—	GHz	0	—	10
LO Power	—	dBm	—	15	—
Conversion Loss	8 - 20 GHz 20 - 36 GHz	dB	—	9.5 10.0	12
Input P1dB	8 - 36 GHz	dBm	—	13	—
Input IP3	$P_{RF} = -10 \text{ dBm/tone}$ , $\Delta f = 1 \text{ MHz}$	dBm	—	20	—
Input IP2	$P_{RF} = -10 \text{ dBm/tone}$ , $\Delta f = 1 \text{ MHz}$	dBm	—	45	—
LO-to-RF Isolation	8 - 36 GHz	dB	—	35	—
LO-to-IF Isolation	8 - 20 GHz 20 - 36 GHz	dB	—	34 30	—
RF-to-IF Isolation	8 - 20 GHz 20 - 36 GHz	dB	—	9 20	—
RF Return Loss	RF = 25 GHz	dB	—	7	—
IF Return Loss	IF = 500 MHz	dB	—	12	—

5. All specifications refer to down-conversion operation, unless otherwise noted.

### Absolute Maximum Ratings<sup>6,7</sup>

Parameter	Absolute Maximum
LO Power	23 dBm
RF or IF Power	20 dBm
Junction Temperature <sup>8</sup>	+150°C
Operating Temperature	-55°C to +85°C
Storage Temperature	-65°C to +150°C

6. Exceeding any one or combination of these limits may cause permanent damage to this device.
7. MACOM does not recommend sustained operation near these survivability limits.
8. Operating at nominal conditions with  $T_J \leq +150^\circ\text{C}$  will ensure  $MTTF > 1 \times 10^6$  hours. Thermal resistance,  $\Theta_{JC}$  is 85°C/W.

### Handling Procedures

Please observe the following precautions to avoid damage:

### Static Sensitivity

These electronic devices are sensitive to electrostatic discharge (ESD) and can be damaged by static electricity. Proper ESD control techniques should be used when handling these devices with the following JEDEC rating:

HBM Class 1B  
CDM Class C3

# Double-Balanced Mixer

## 8 - 36 GHz



**MAMX-011071**

Rev. V2

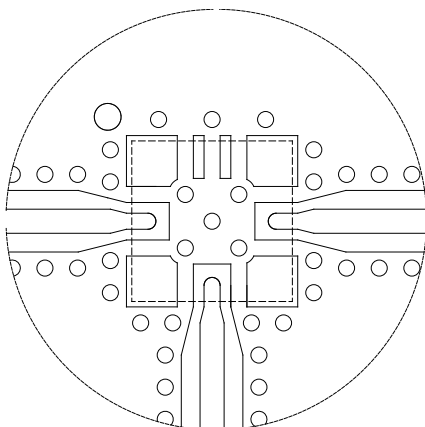
### MxN Spurious Rejection at IF Port (dBc IF)

RF = 17.5 GHz @ -10 dBm

LO = 18.0 GHz @ +15 dBm

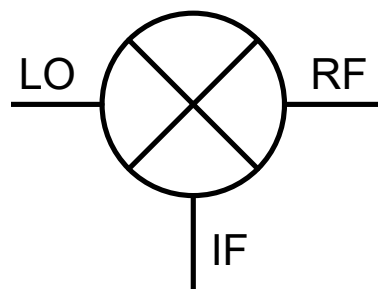
mxRF	nxLO				
	0	1	2	3	4
0	x	20	32	x	x
1	4	0	31	53	x
2	61	80	61	63	75
3	x	78	81	70	88
4	x	x	x	105	90

### PCB Layout



DXF available on request based on 10 mil RO4350 substrate.

### Application Schematic



No external parts required for operation of MAMX-011067.

# Double-Balanced Mixer

## 8 - 36 GHz

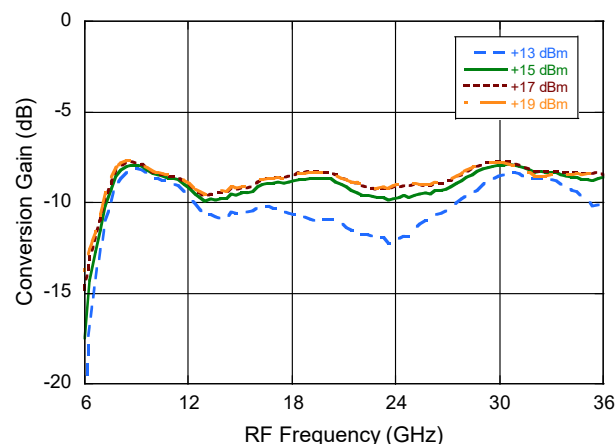


MAMX-011071

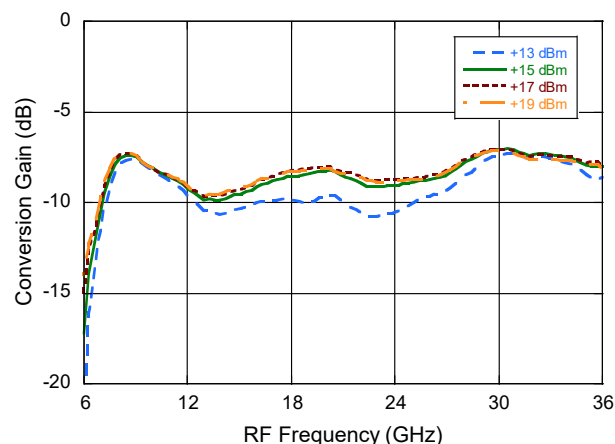
Rev. V2

### Typical Performance Curves

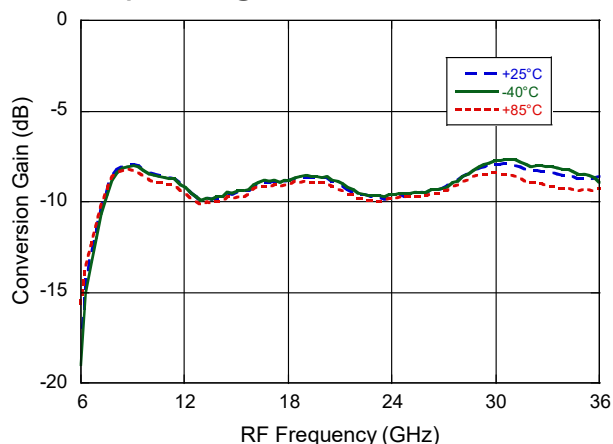
**Conversion Loss USB (Down Conversion)**  
@ +25°C,  $I_F = 500$  MHz



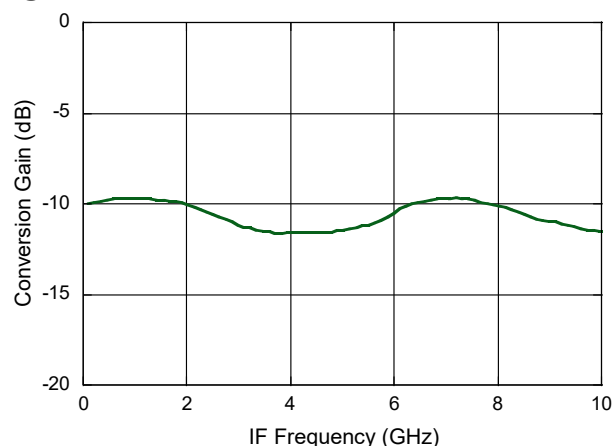
**Conversion Loss USB (Up Conversion)**  
@ +25°C,  $I_F = 500$  MHz



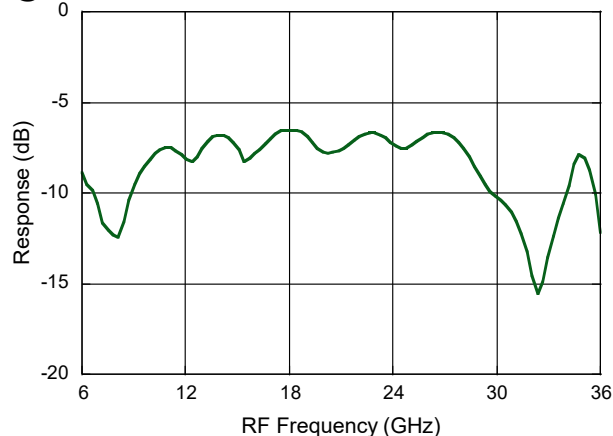
**Conversion Loss Over Temperature** @  $P_{LO} = 15$  dBm,  $I_F = 500$  MHz



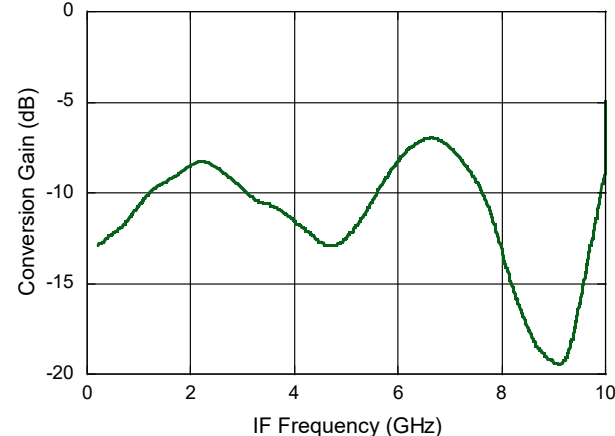
**IF Bandwidth**  
@ +25°C,  $F_{LO} = 13$  GHz,  $P_{LO} = 15$  dBm



**RF Return Loss**  
@ +25°C,  $F_{LO} = 17$  GHz,  $P_{LO} = 15$  dBm



**IF Return Loss**  
@ +25°C,  $F_{LO} = 17$  GHz,  $P_{LO} = 15$  dBm



# Double-Balanced Mixer

## 8 - 36 GHz

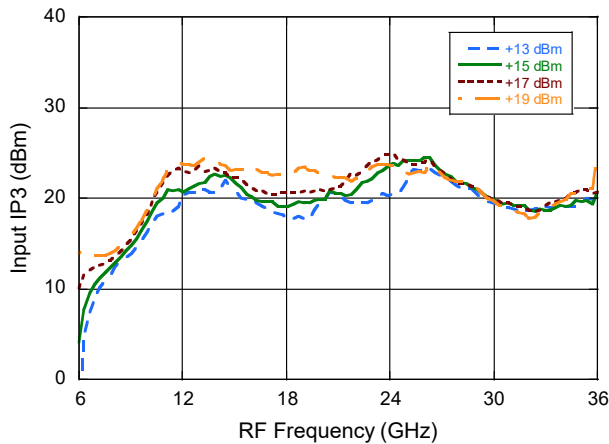


MAMX-011071

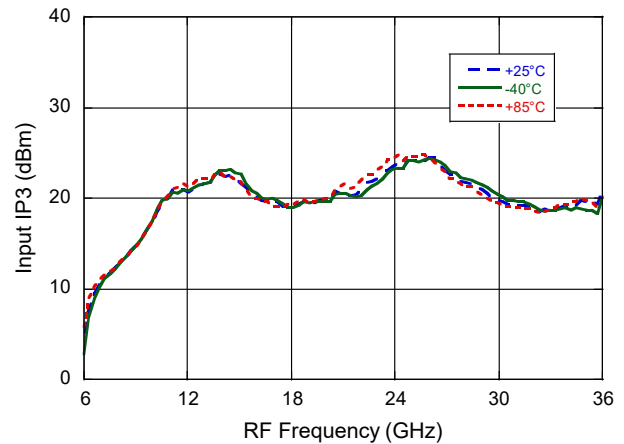
Rev. V2

### Typical Performance Curves

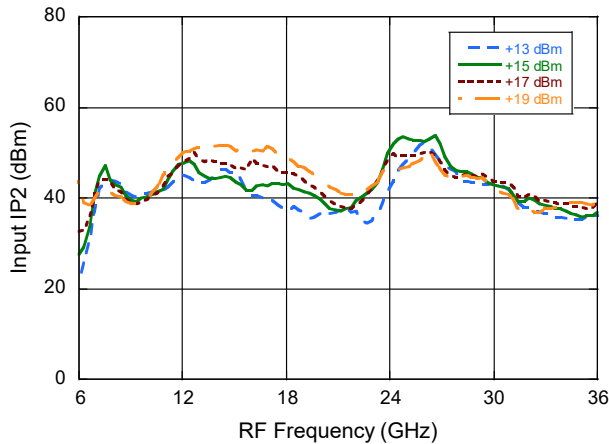
**IIP3 vs. LO Drive,  $I_F = 500$  MHz**



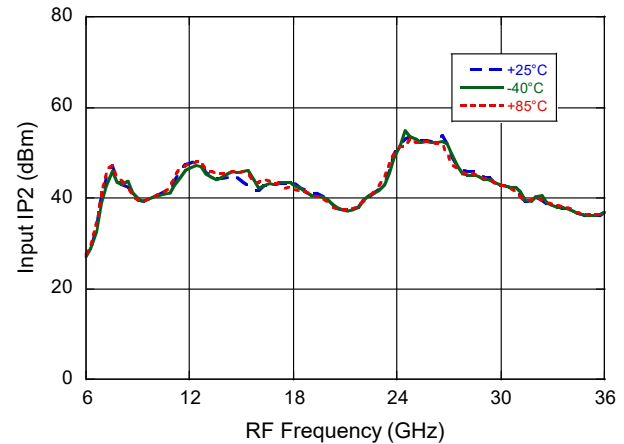
**IIP3 vs. Temperature @  $P_{LO} = 15$  dBm,  $I_F = 500$  MHz**



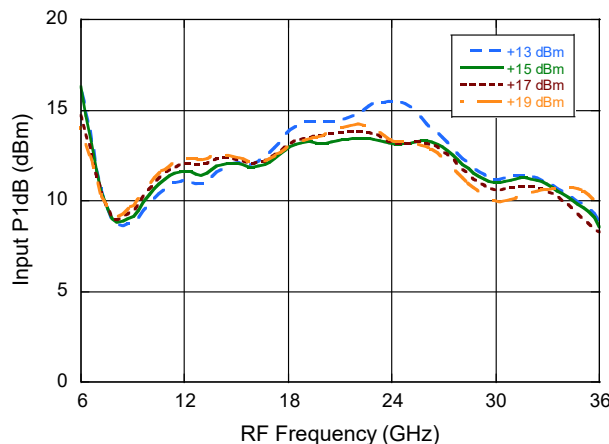
**IIP2 vs. LO Drive  $I_F = 500$  MHz**



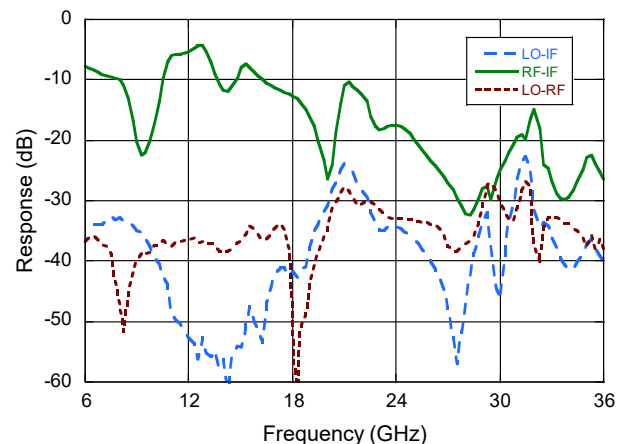
**IIP2 vs. Temperature @  $P_{LO} = 15$  dBm,  $I_F = 500$  MHz**



**P1dB vs. LO Drive,  $I_F = 500$  MHz**



**Isolation (Down Conversion)  
@  $I_F = 500$  MHz,  $P_{LO} = 15$  dBm;  $P_{RF} = -10$  dBm**



# Double-Balanced Mixer

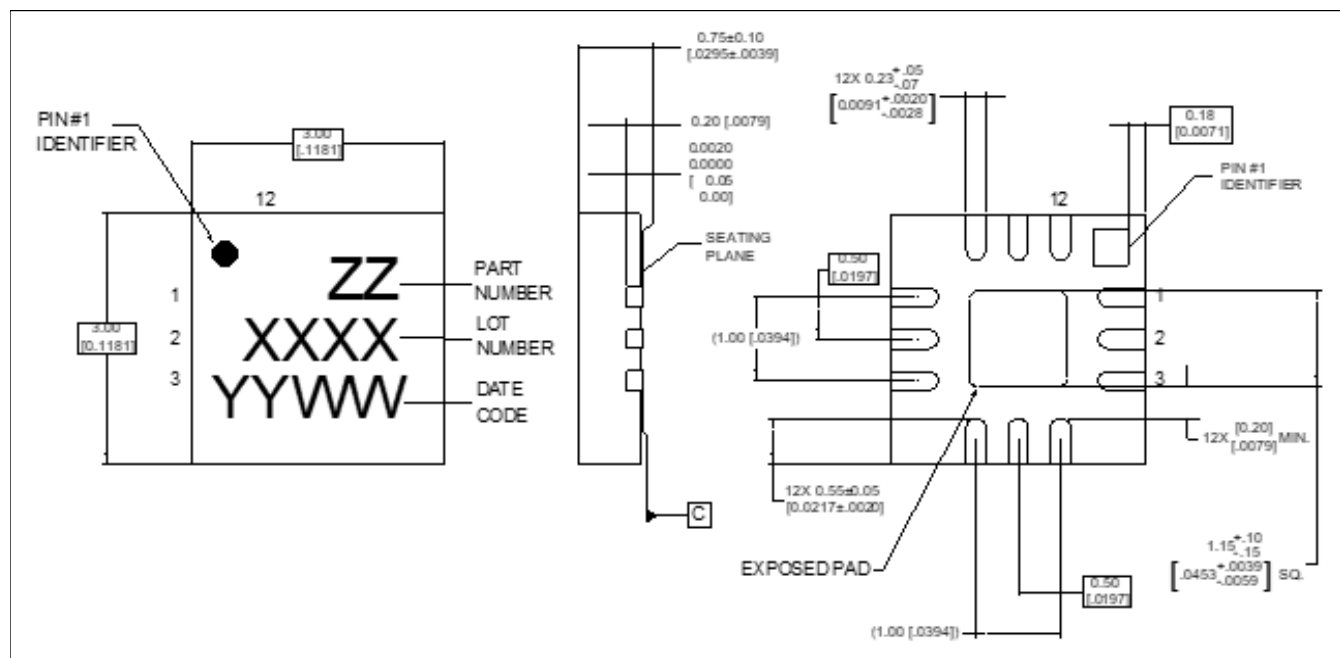
## 8 - 36 GHz



**MAMX-011071**

Rev. V2

### Lead-Free 3 mm 12-Lead QFN<sup>†</sup>



<sup>†</sup> Reference Application Note S2083 for lead-free solder reflow recommendations.  
Meets JEDEC moisture sensitivity level (MSL) 1 requirements.  
Plating is 100% matte tin over copper.

MACOM Technology Solutions Inc. ("MACOM"). All rights reserved.

These materials are provided in connection with MACOM's products as a service to its customers and may be used for informational purposes only. Except as provided in its Terms and Conditions of Sale or any separate agreement, MACOM assumes no liability or responsibility whatsoever, including for (i) errors or omissions in these materials; (ii) failure to update these materials; or (iii) conflicts or incompatibilities arising from future changes to specifications and product descriptions, which MACOM may make at any time, without notice. These materials grant no license, express or implied, to any intellectual property rights.

THESE MATERIALS ARE PROVIDED "AS IS" WITH NO WARRANTY OR LIABILITY, EXPRESS OR IMPLIED, RELATING TO SALE AND/OR USE OF MACOM PRODUCTS INCLUDING FITNESS FOR A PARTICULAR PURPOSE, MERCHANTABILITY, INFRINGEMENT OF INTELLECTUAL PROPERTY RIGHT, ACCURACY OR COMPLETENESS, OR SPECIAL, INDIRECT, INCIDENTAL, OR CONSEQUENTIAL DAMAGES WHICH MAY RESULT FROM USE OF THESE MATERIALS.

MACOM products are not intended for use in medical, lifesaving or life sustaining applications. MACOM customers using or selling MACOM products for use in such applications do so at their own risk and agree to fully indemnify MACOM for any damages resulting from such improper use or sale.

# Mouser Electronics

Authorized Distributor

Click to View Pricing, Inventory, Delivery & Lifecycle Information:

MACOM:

[MAMX-011071-TR0500](#)