THIS DRAWING IS CONFIDENTIAL
VERTRAULICH / INTERNER GEBRAUCH
© COPYRIGHT 2013 Tyco Electronics AMP GmbH
RELEASED FOR PUBLICATION . 2013
FREI ZUR VEROEFFENTLICHUNG
ALL RIGHTS RESERVED:
ALLE RECHTE VORBEHALTEN.

MATED WITH
PASSEND ZU 9

DEUTSCH REFERENCE DRAWING NO. : 1028-005-0305 REV. B (ENVELOPE DRAWING)

LOC	DIST
A1	–

PROJEKT NR.: DEUTSCH_61112

REVISIONS
ÄNDERUNGEN

P	LTR	DESCRIPTION BESCHREIBUNG	DATE	DWN	APVD
	A	NEW DRAWING	10JUN2013	MT	CE

10 DELIVERY CONDITION AS SHOWN
Lieferzustand wie gezeigt

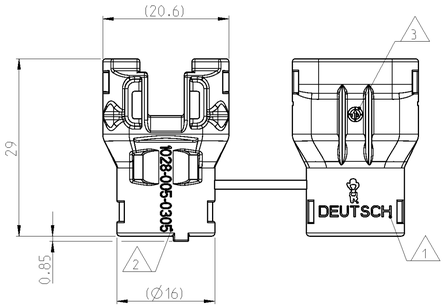

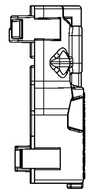

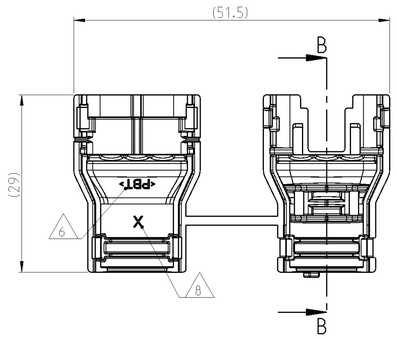

SECTION B-B
Schnitt
SCALE 5:1
Maßstab

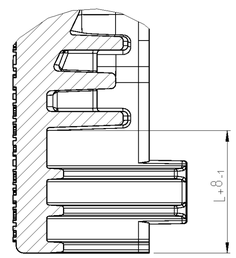

L = LENGTH OF CORRUGATED TUBE
Länge des Wellrohrs

NOTES
Bemerkungen

1 DEUTSCH LOGO
DEUTSCH Logo

2 DEUTSCH PART-NO
DEUTSCH Teil-Nr.

3 PRODUCTION DATE
Produktionsdatum

4 BULK PACKAGING IN PLASTIC BAG
Schuettgut im Plastikbeutel

5 MALFUNCTION CAUSED BY LAQUER IS NOT COVER BY TE WARRANTY
Funktionsbeeintraechtigung durch Lackieren liegt nicht im Einfluss und Gewaehrleistungsumfang von TE

6 MATERIAL MARKING ACCORDING TO VDA 260
Werkstoffkennzeichnung nach VDA 260

7 FOR CORRUGATED TUBES: NW 8.5
Fuer Wellrohre: NW 8.5

8 MOULD CAVITY MARKING (IF NECESSARY)
Nestmarkierung (falls notwendig)

9 MATED WITH ALL MODIFICATION OF DTM(H)06-03S (WITHOUT ANY WELDED / MOUNTED PARTS)
Passend zu allen Varianten von DTM(H)06-03S (ohne verschweißte / montierte Teile)

10 BASED ON THE HINGE MECHANISM OF THE CAP, THE DELIVERY CONDITION CAN BE DIFFERENT TO THE SHOWN STATUS.
Basierend auf dem Klappmechanismus der Kappe, kann der Lieferzustand von der dargestellten Ansicht abweichen.

CLOSED (MOUNTED) CONDITION AS SHOWN
Geschlossener (montierter) Zustand wie gezeigt

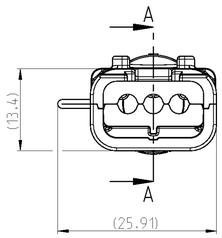

SECTION A-A
Schnitt

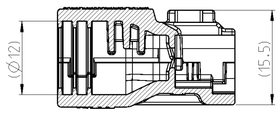

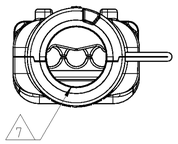

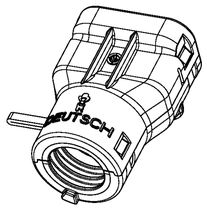

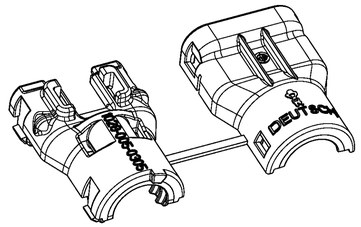

TOLERANCES UNLESS OTHERWISE SPECIFIED ACC. TO DIN 16901-140 CENTRIC TO NOMINAL DIMENSION. EDITION 1982-11 SHALL APPLY.
Freimasstoleranzen nach DIN 16901-140. Es gilt die Ausgabe 1982-11.

DIESE ZEICHNUNG IST EIN KONTROLLIERTES DOKUMENT.
BEMASSUNGEN UND TOLERANZEN GEMAESS GPS (ISO STANDARDS).

THIS DRAWING IS A CONTROLLED DOCUMENT.
DIMENSIONING AND TOLERANCING PER GPS (ISO STANDARDS).

DIMENSIONS: MASSEINHEITEN: mm

TOLERANCES UNLESS OTHERWISE SPECIFIED: ALLGEMEINTOLERANZEN ACC.TO ISO 8015
1 PLC ±
2 PLC ±
3 PLC ±
4 PLC ±
ANGLES/WINKEL ±4°

DWN M.Tadapatri 10JUN2013
CHK C.Finzer 11JUN2013
APVD Ch.Eberwein 11JUN2013

PRODUCT SPEC PRODUKTSPEZ. –
APPLICATION SPEC KERARBEITUNGSSPEZ. –
WEIGHT GEWICHT SEE TABLE

TE Connectivity

NAME
COVER, DTM06-03S-BS180
Kappe, DTM06-03S-BS180
BACKSHELL STRAIGHT (180 DEGREE)

SIZE A1 | CAGE CODE 00779 | DRAWING NO ZEICHNUNGS-NR. C-1028-005-0305 | RESTRICTED TO NUR FUER –

Customer Drawing /KUNDENZEICHNUNG | SCALE MASSSTAB 2:1 | SHEET BLATT 1 OF VON 1 | REV A

ORDER-NO. Bestell-Nr.	REV.	WEIGHT (g)	MATERIAL	COLOUR Farbe	DESCRIPTION Beschreibung	ITEM
1028-005-0305	A	3.3	PBT	BLACK schwarz	COVER, DTM06-03S-BS180 Kappe, DTM06-03S-BS180	1

MATERIAL: SEE TABLE Siehe tabelle
FINISH/OBERFLAECHE/FARBE: SEE TABLE Siehe tabelle

Mouser Electronics

Authorized Distributor

Click to View Pricing, Inventory, Delivery & Lifecycle Information:

TE Connectivity:
1028-005-0305