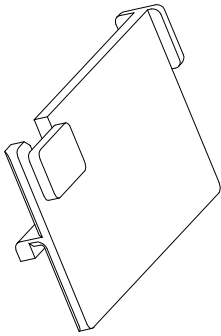
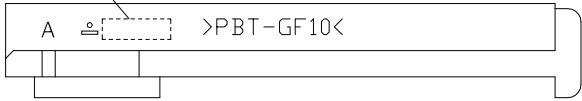
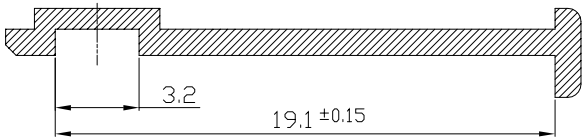
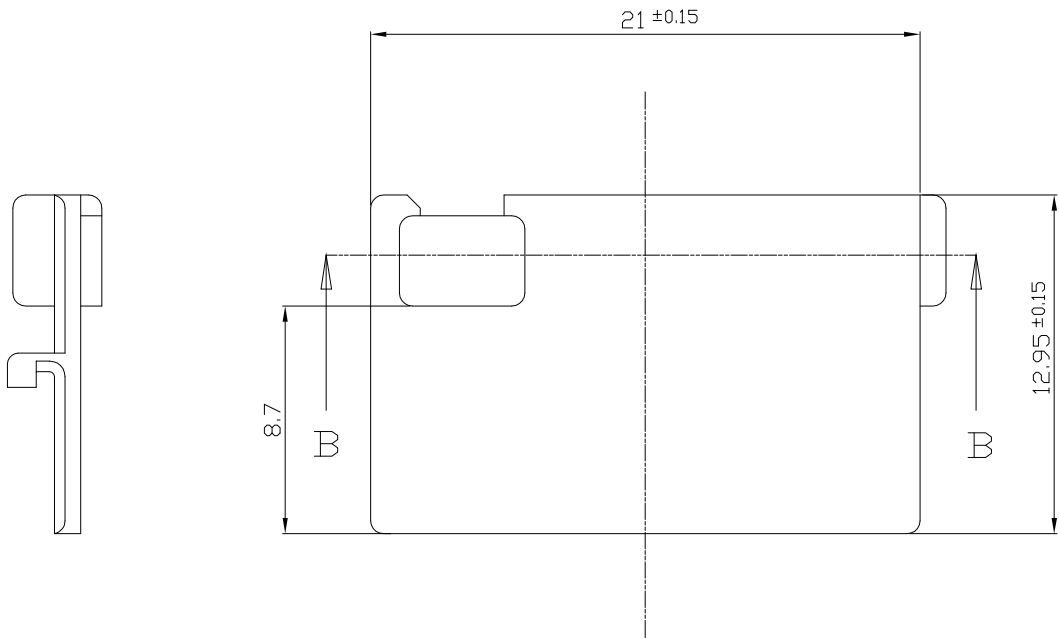


LOC	DIST	REVISIONS					
		P	LTR	DESCRIPTION	DATE	DWN	APVD
DS	—		A	RELEASED	18/OCT/04	SB	CS
			B	REVISED<ECR-11-001412>	21/JAN/11	JH	HG

ⓑTRADE MARK




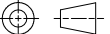
3D VIEW
(SCALE 2:1)



SECTION B-B

NOTE

1. APPLIED PLUG CONNECTOR P/N : X-1743282-X

control priority dimension;		1	MQS, SHIELD, 8 POS		B	0-1743283-1	PBT-GF10	NATURAL			
<input checked="" type="checkbox"/> CRITICAL, <input checked="" type="checkbox"/> MAJOR, <input type="checkbox"/> MINOR		NO.	DESCRIPTION		CODE	P/N	MATERIAL	COLOR/FINISH			
<small>THIS DRAWING IS A CONTROLLED DOCUMENT FOR TYCO ELECTRONICS CORPORATION IT IS SUBJECT TO CHANGE AND THE CONTROLLING ENGINEERING ORGANIZATION SHOULD BE CONTACTED FOR THE LATEST REVISION.</small>		DWN : JH CHD		<div> TE Connectivity</div> <div>MQS, SHIELD, 8 POS.</div>							
		CHK : KT LIM									
		APVD : HG CHD							NAME		
		PRODUCT SPEC									
DIMENSIONS: mm		TOLERANCES UNLESS OTHERWISE SPECIFIED: DECIMALS ± 0.3 ANGLES ± 3°		APPLICATION SPEC		RESTRICTED TO					
 3rd ANGLE PROJECTION				SIZE		CAGE CODE		DRAWING NO			
MATERIAL		FINISH		WEIGHT		A2		00779		C-1743283	
PBT-GF10						SCALE 5/1		SHEET 1 OF 1		REV B	

Mouser Electronics

Authorized Distributor

Click to View Pricing, Inventory, Delivery & Lifecycle Information:

[TE Connectivity:](#)

[1743283-1](#)