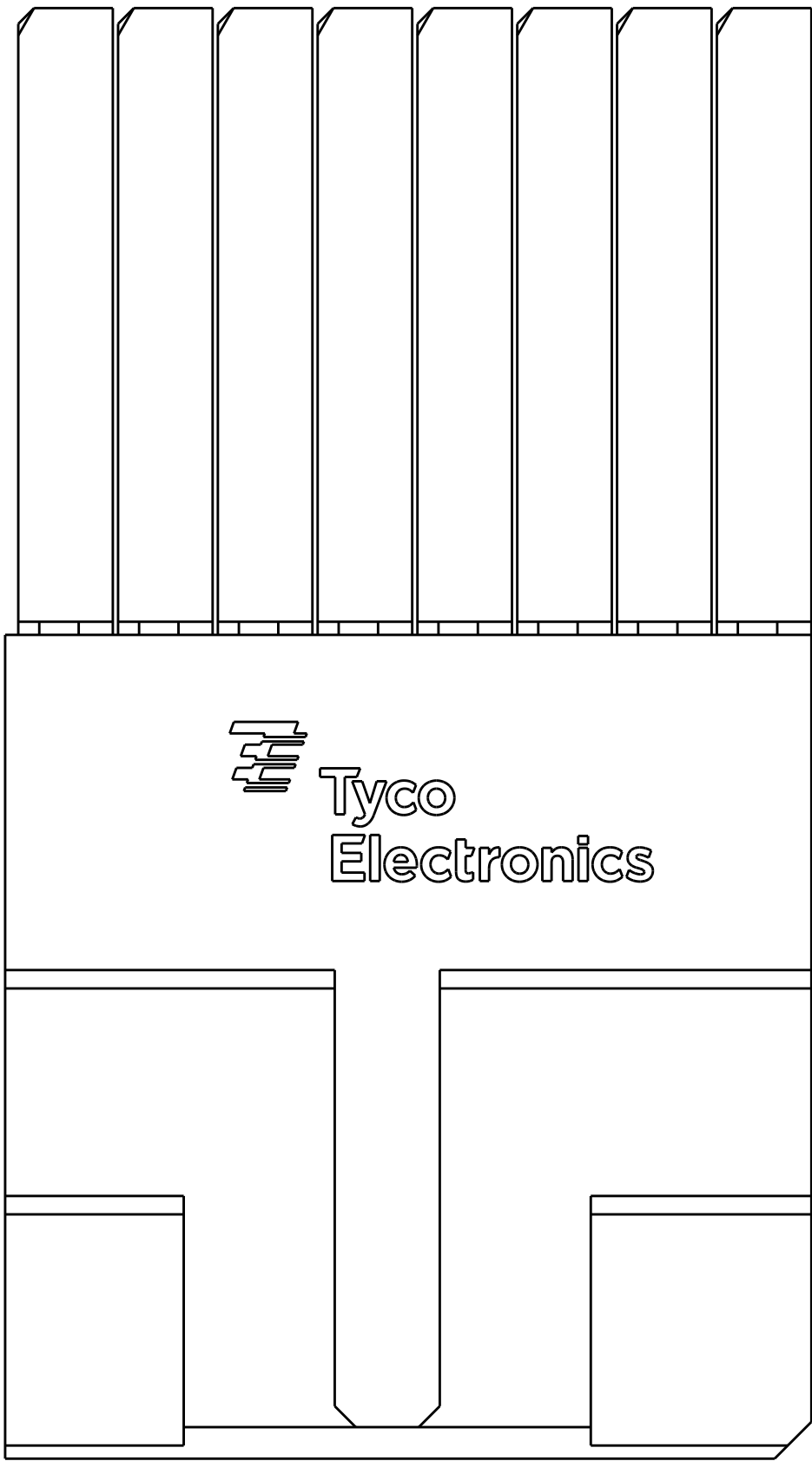
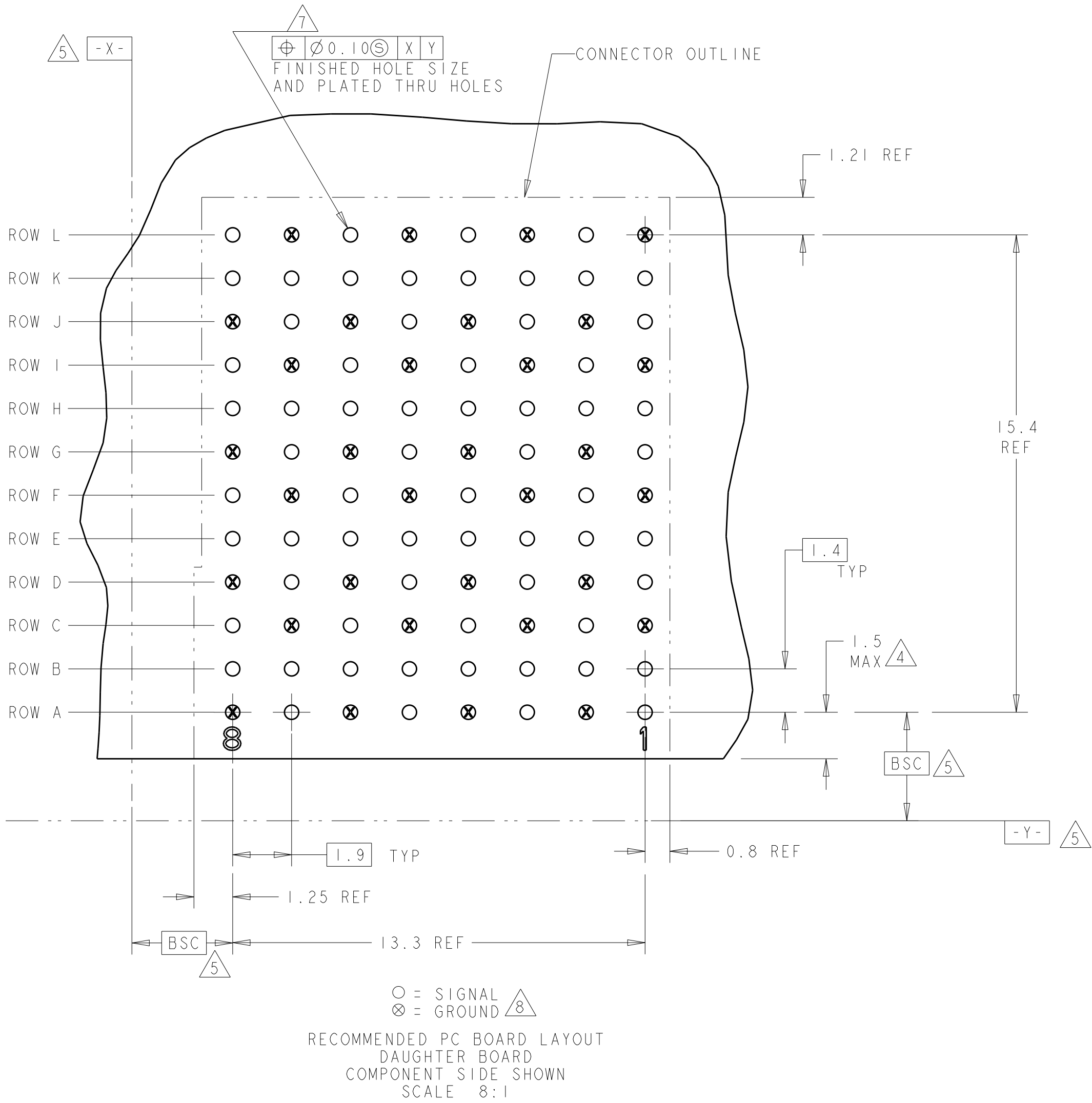
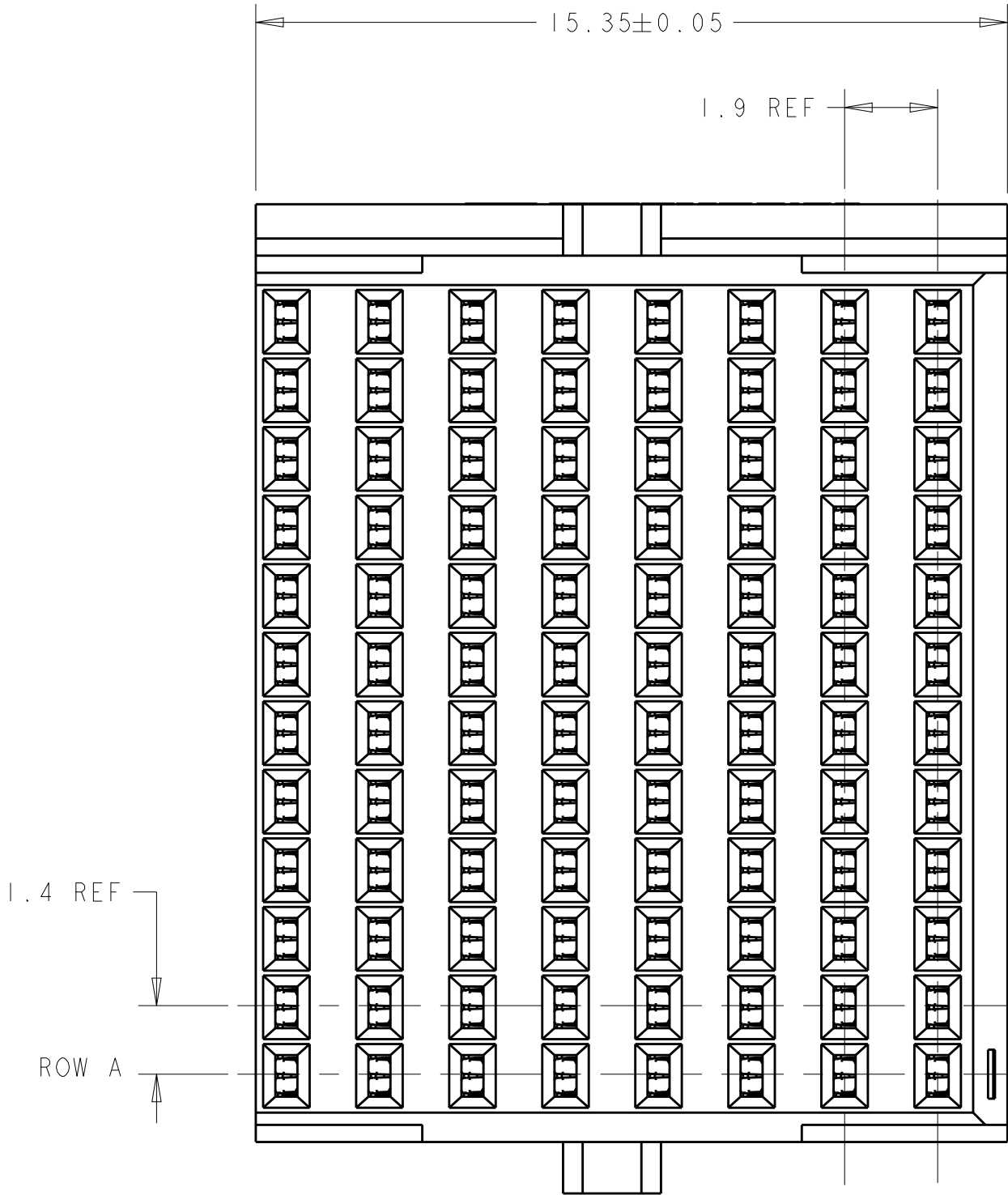
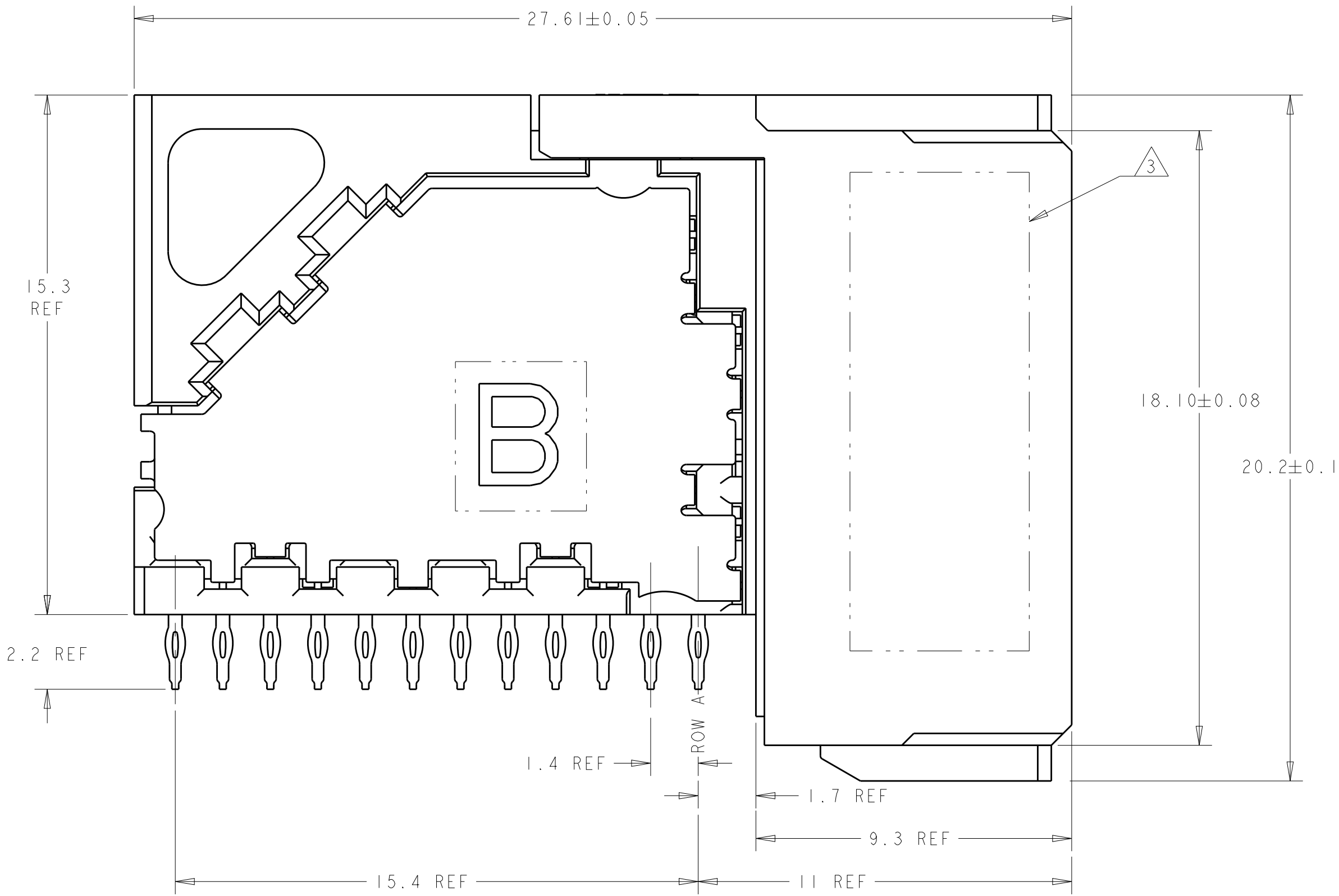


LOC	DIST	REVISIONS					
AD	00	P	LTR	DESCRIPTION	DATE	DWN	APVD
			E	REVISED PER ECO-13-002771	22FEB2013	KH	RP



- 1 MATERIAL:
CONTACT AND SHIELD - PHOS BRONZE
HOUSING AND CHICKLET - LCP, UL 94V-0, COLOR - BLACK
- 2 FINISH:
CONTACT AREA FINISH CONFORMS TO THE REQUIREMENTS
OF TE PRODUCT SPECIFICATION 108-2303; BASED ON
TELCORDIA GR-1217-CORE FOR SYSTEM QUALITY
LEVEL III, APPLICATIONS IN CONTROLLED
ENVIRONMENTS (CENTRAL OFFICE).
COMPLIANT PIN AREA- 0.5µm MIN MATTE TIN OVER 1.27µm MIN NICKEL.
SHIELD 1.27µm MIN NICKEL.
- 3 CONNECTOR MARKED ON EITHER SIDE OF HOUSING WITH PART NUMBER,
DATE CODE AND STANDARD IN APPROXIMATE AREA SHOWN.
- 4 DIMENSION APPLIES TO CENTERLINE OF THRU HOLE.
- 5 DATUMS AND BASIC DIMENSIONS ESTABLISHED BY CUSTOMER.
6. CONTACT AREA LUBRICATED WITH BELLCORE APPROVED LUBRICANT.
TECHNICAL REFERENCE: GR-1217-CORE, ISSUE 1, NOVEMBER 1995.
- 7 REFERENCE APPLICATION SPEC 114-13202 FOR RECOMMENDED PLATED
THRU HOLE DIAMETER AND PLATING THICKNESSES.
- 8 THE GROUNDS IN EACH COLUMN ARE COMMONED.



THIS DRAWING IS A CONTROLLED DOCUMENT.		DWN S. MAGARO 31JAN2006	TE Connectivity	
DIMENSIONS:		CHK W. DAVIS 31JAN2006		
mm	TOLERANCES UNLESS OTHERWISE SPECIFIED:	APVD R. PATTERSON 27AUG2007	NAME RECEPTACLE ASSEMBLY, 4 PAIR, 8 COLUMN	
	0 PLC ±	PRODUCT SPEC	SIZE CAGE CODE DRAWING NO	
	1 PLC ±	APPLICATION SPEC	RESTRICTED TO	
	2 PLC ±		A100779C=1934222	
	3 PLC ±		SCALE 8:1 SHEET 1 OF 1 REV E	
	4 PLC ±			
	ANGLES ±			
MATERIAL	FINISH	WEIGHT	CUSTOMER DRAWING	

Mouser Electronics

Authorized Distributor

Click to View Pricing, Inventory, Delivery & Lifecycle Information:

[TE Connectivity:](#)

[1934222-1](#)